

Writing: Year 1 – Summer 1 Week 3

	Day 1 Activity	Day 2 Activity	Day 3 Activity	Day 4 Activity	Day 5 Activity
W r i t i n g	<p>Write your own 'Cloudland' story</p> <p>Read Mrs Coles' 'Cloudland' story.</p> <p>Look at your plan from last week. What three activities will Albert be doing in your story?</p> <p>Write your own Cloudland story, using your planning sheet from last week.</p> <p>Remember to describe:</p> <ul style="list-style-type: none"> - What Albert and his family were doing at the start of the story - The three activities Albert did in the clouds - How Albert got home - How the story ended 	<p>Publish your writing</p> <p>Well done for writing your Cloudland story!</p> <p>Now spend time publishing your work. Write the story in your best writing and then decorate it with pictures of Albert, the Cloud Children and what Cloudland looks like.</p> <p>Remember to:</p> <ul style="list-style-type: none"> - Write neatly and clearly - Form your letters correctly - Draw pictures of Cloudland 	<p>Read your story aloud</p> <p>Read your story out loud to some of the other people in your house.</p> <p>Remember to:</p> <ul style="list-style-type: none"> - Face your audience - Speak loudly and clearly <p>Challenge - Try to add expression to show how the characters were feeling.</p>	<p>Write an invitation, inviting others to a Cloudland party</p> <p>Look at the example invitation below.</p> <p>Have a go at writing your own Cloudland party invitation. Remember to include:</p> <ul style="list-style-type: none"> - When is the party? - Who will be there? - Where will the party be? - What food will they eat? - What games will they play? 	<p>Write an acrostic poem</p> <p>Look at the example acrostic poem below.</p> <p>An acrostic poem is a poem where the first letter of each line spells out a word.</p> <p>Write your own 'Cloud' acrostic poem. You could describe:</p> <ul style="list-style-type: none"> - What clouds look like - What clouds feel like - The shapes of clouds - The colours of clouds
R e s o u r c e s	<p>Resource 1A Resource 1B</p>			<p>Resource 4A Resource 4B</p>	<p>Resource 5A Resource 5B</p>

See below for: Cloudland story, party invitation, acrostic poem



Reading: Year 1 – Summer 1 Week 3

		Day 1 Activity	Day 2 Activity	Day 3 Activity	Day 4 Activity	Day 5 Activity
Reading	Whole class	Hairy Maclary from Donaldson's Dairy	Harry and the Dinosaurs Make a Splash	The Day the Crayons Quit	Tyrannosaurus Drip	Pet Shopping
	Phonics	Visit Phonics Play and use Dragon's Den to practise reading words with the 'aw' sound. Click on Phase 5 then 'aw'. Username: march20 Password: home	Visit Phonics Play and use Dragon's Den to practise reading words with the 'au' sound. Click on Phase 5 then 'au'. Username: march20 Password: home	Visit Phonics Play and use Dragon's Den to practise reading words with the 'ir' sound. Click on Phase 5 then 'ir'. Username: march20 Password: home	Visit Phonics Play and use Dragon's Den . Click on phase 5 words then 'revise all phase 5 words'. Username: march20 Password: home	Visit Phonics Play and use Dragon's Den . Click on phase 5 words then 'revise all phase 5 words'. Username: march20 Password: home
	i	* Goldie's New Home	Goldie's New Home	Planting Seeds	Wendell the Worrier	Wendell the Worrier
	o	* Ora the Sea Monster	A Secret Matter	A Secret Matter	The Tortoise and the Hare	The Tortoise and the Hare
	e	* Rainforests Gardens of Green	The Pizza Palace	The Pizza Palace	Groceries for Grandpa	Groceries for Grandpa
o	* Rainforests Gardens of Green	The Pizza Palace	The Pizza Palace	Groceries for Grandpa	Groceries for Grandpa	
e	* Rainforests Gardens of Green	The Pizza Palace	The Pizza Palace	Groceries for Grandpa	Groceries for Grandpa	
o	* Rainforests Gardens of Green	The Pizza Palace	The Pizza Palace	Groceries for Grandpa	Groceries for Grandpa	
t	* Rainforests Gardens of Green	The Pizza Palace	The Pizza Palace	Groceries for Grandpa	Groceries for Grandpa	
Spelling		<p>Words to learn: does, friend</p> <p>Practise spelling these words using the school strategies below.</p> <p>Challenge! Choose 5 more words that you find tricky from the list below. Practise spelling those too.</p>				



Resource 1A

Albert was walking along the cliff path with his Mum and Dad. They were tired from the long walk they had done that day. The sun was setting and it was getting dark. Albert and his parents were a bit worried about how they would get home.











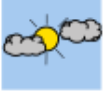




Suddenly, Albert tripped and fell off the cliff!

Luckily, the Cloud Children caught him. The children were young and had big smiles on their faces.

The Cloud Children asked Albert to go on an adventure with them. First, Albert used the colours of the rainbow to paint a beautiful picture. He drew rainbows and butterflies with all of the different colours. Next, Albert and his new friends jumped into a hot air balloon! They went higher and higher until they could see the city below them. Finally, Albert had running races with the Cloud Children. They ran as fast as they could and jumped from cloud to cloud.

Soon, Albert was tired and wanted to go home. He told the Cloud Children he was ready to leave. Albert drifted across the sky on a big fluffy cloud. When he saw his house he jumped down and gently floated back into his bed. He was so happy to be home with his Mum and Dad.

Resource 1B

<p>Beginning</p> <p>   A</p> <p>mum dad Albert</p> <p> </p> <p>cliff tripped</p>	<hr/> <hr/>
<p>Activity 1</p> <p> </p> <p>painting rainbow</p>	<p>First</p> <hr/> <hr/>
<p>Activity 2</p> <p> </p> <p>flew birds</p>	<p>Next</p> <hr/> <hr/>
<p>Activity 3</p> <p> </p> <p>jumped sky</p>	<p>Then</p> <hr/> <hr/>
<p>Ending</p> <p> </p> <p>home happy</p> <p> </p> <p>mum dad</p>	<p>Finally</p> <hr/> <hr/>

Resource 4A



Come to Albert's party!

All the children in Cloudland are invited to Albert's leaving party!

It will be on Thursday 30th April at 2pm in Cloudland.


There will be fun games like painting with the rainbow and jumping to and from the clouds.

There will be cloud cakes, pies and plenty of sweets!


Come to Alberts Party!

All the children of Cloudland are invited to Alberts leaving party.

When is the party? Where will the party be?




Who will be there?



What food will they eat?



What games will they play?



Resource 5A

So hot

Under the shade

Many children eating ice-creams

My friends playing in the garden

Everyone is happy

Really really hot!

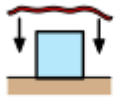


Resource 5B support

Use the word banks to help you.



clouds



covering



cotton wool

C



lovely

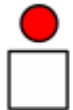


long



light

L



over



on



open

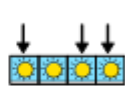
O



under

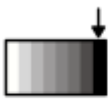


up



usually

U



dark



daytime



danger

D

Spelling Words to help with your writing

Reception Words to learn

a	at	go	is	in	my	she	they
all	be	he	has	it	no	so	you
and	by	her	have	like	of	to	was
are	do	his	I	me	said	the	we

Tricky words (bold)

Tricky= Cannot be spelt correctly using the usual representation of sound
eg '**is**' will be pronounced but not spelt '**iz**'

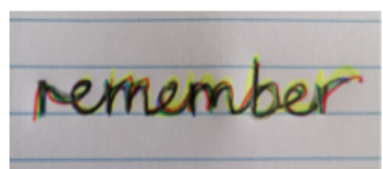
Year 1 Words to learn

ask	full	little	people	today	Monday	zero	
asked	here	looked	pull	want	Tuesday	one	eleven
called	house	love	push	were	Wednesday	two	twelve
come	I'll	Mr	put	what	Thursday	three	thirteen
does	I'm	Mrs	says	when	Friday	four	fourteen
eye(s)	it's	once	school	where	Saturday	five	fifteen
friend		our	some	who	Sunday	six	sixteen
			their	why		seven	seventeen
			there	your		eight	eighteen
			these			nine	nineteen
						ten	twenty

Year 2 Words to learn

again	dear	parents	warm	January	twenty
any	even	please	water	February	thirty
beautiful	every	pretty	were	March	forty
because	hour	sugar	whole	April	fifty
both	laugh	sure	which	May	sixty
busy	many	teacher	witch	June	seventy
child	money	towards	word	July	eighty
children	most		work	August	ninety
Christmas	only		world	September	hundred
clothes			write	October	
				November	
				December	

Spelling Strategies

<p>Pyramid Writing</p> 	<p>Rainbow writing</p> <p>Write the word over and over again using different colours.</p> 	<p>Create a mnemonic</p> 
<p>Sound Buttons</p>  <p>**Note, this may not work for words you cannot 'sound out'</p>	<p>Underline the tricky part</p> <p>se<u>pa</u>rate</p> <p>lib<u>ra</u>ry</p> <p>na<u>ugh</u>ty</p>	<p>Look, Say, Cover, Write, Check</p> <p>Look at the word Say it out loud Cover it up Write it Check whether it is spelt correctly</p>

