

Writing: Year 3 – Summer 2 Week 1

	Lesson 1 Activity	Lesson 2 Activity	Lesson 3 Activity	Lesson 4 Activity	Lesson 5 Activity
Writing	<p>Know how to create variety in noun phrases</p> <p>Watch this introduction on noun phrases.</p> <p>Using resource 1A, improve these noun phrases in at least 3 different ways.</p> <p>Insert your noun phrases into the paragraph in resource 1B.</p> <p>Reflect on if and how your paragraph has improved by expanding your noun phrases in Resource 1C.</p>	<p>Read, enjoy and imagine</p> <p>Listen to this extract from your new text. We are deliberately not telling you the name (don't spoil it by trying to find out!)</p> <p>Listen again with your eyes closed and try to imagine the scene.</p> <p>Gather phrases that come into your mind and write them in a mind map (see resource 2A for help).</p> <p>Using the ideas that you have written down, draw and label a picture of the image that you have in your head.</p> <p>Do not continue until you have completed the tasks above.</p> <p>View the image from the book. Compare and contrast your image using resource 2B</p>	<p>Writing about Reading</p> <p>Look at the image of the old man and think about these questions.</p> <ol style="list-style-type: none"> 1. What clues in the image tell us something about the character? 2. How is colour used to make an impression? 3. Add labels to the image about the man's character. <p>Look at the images on the next page. Answer the comprehension questions in Resource 3A. Predict what the text might go with each image and add to Resource 3B. Post your ideas to Seesaw.</p> <p>Only once you have completed the tasks, Read the real text. Notice how the author has used alliteration (same beginning sounds) to make the information sound interesting.</p>	<p>Read, enjoy and imagine</p> <p>Listen to the extract with your eyes closed.</p> <p>Listen to the rainforest music and draw the forest in his dreams. Like in session 1, label the parts of rainforest scene.</p> <p>Improve some of the labels using alliteration like you saw in yesterday's reading.</p> <p>Use the example in Resource 4A to help you, but make sure you create your own ideas.</p> <p>You might post your mind-map on seesaw.</p>	<p>Write free verse poetry</p> <p>Use the word and captions in your writing and on the board to create a free verse poem. Look at resource 5A for an example.</p> <p>If you like, post your poem on Seesaw. If you wish, you can also film yourself reading it aloud and post this too.</p>
Resources	<p>Resource 1A Resource 1B Resource 1C</p>	<p>Resource 2A Resource 2B</p>	<p>Resource 3A. Resource 3B</p>	<p>Resource 4A</p>	<p>Resource Day 5A</p>



Reading: Year 3 – Summer 2 Week 1

		Day 1 Activity	Day 2 Activity	Day 3 Activity	Day 4 Activity	Day 5 Activity
Reading	Whole class	Varjak Paw, Chapter 7	Varjak Paw, Chapter 8	Varjak Paw, Chapter 9 and 10	Varjak Paw, Chapter 11 and 12	Kate Wakeling Poetry
	*	Amazing Animals Helpers (Page 1-13)	Amazing Animal Movers (Page 14-27)	Jack and the Beanstalk	The Tall Tale of Paul Bunyan	The Ugly Duckling
	**	Zeke Meeks vs the Stinkin' Science Fair (Chapters 1 and 2)	Zeke Meeks vs the Stinkin' Science Fair (Chapters 3 and 4)	Zeke Meeks vs the Stinkin' Science Fair (Chapters 5 and 6)	Zeke Meeks vs the Stinkin' Science Fair (Chapters 7 and 8)	Zeke Meeks vs the Stinkin' Science Fair (Chapters 9 and 10)
	***	Benji Franklin Kid Zillionaire (Chapters 1 and 2)	Benji Franklin Kid Zillionaire (Chapters 3 and 4)	Benji Franklin Kid Zillionaire (Chapters 5 and 6)	Benji Franklin Kid Zillionaire (Chapters 7 and 8)	Benji Franklin Kid Zillionaire (Chapters 9 and 10)
Spelling		Practice these words this week using the spelling strategies below: supervise, superstore, automatic, autograph, our, are, paw, poor, pore Challenge: Choose more words from the spelling list to practice spelling.				

See below for: Resource 1A, 1B, 1C, 2A, 2B, 3A, 3B, 4A, 5A and Spelling Resources.



Resource 1A: Improve the noun phrase



Example: tree

the	wide	green	tree	
a	tall	oak	tree	with bushy leaves
a	square-shaped	pine	tree	by the river
that	shadowy	cursed	tree	next to the cave



			pig	



			man	

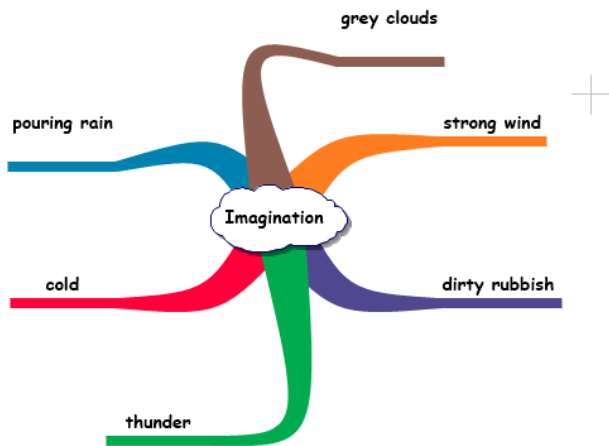
Resource 1B: Improve paragraph with noun phrases

As I walked down the path, I noticed that there was a **pig** in my way. I didn't want to go near it, so I walked round the **tree**. All of a sudden, I saw a **man**.

Resource 1C: Reflection

Did your paragraph sound slightly better? Explain why.

Resource 2A: Idea gathering



Resource 2B: Compare and contrast

What was the same in your pictures? Write your answer in full sentences and try to find at least 2 examples.

What was different in your pictures? Write your answer in full sentences and try to find at least 2 examples.


Resource 3A: Writing about Reading

Look at the image of the old man.

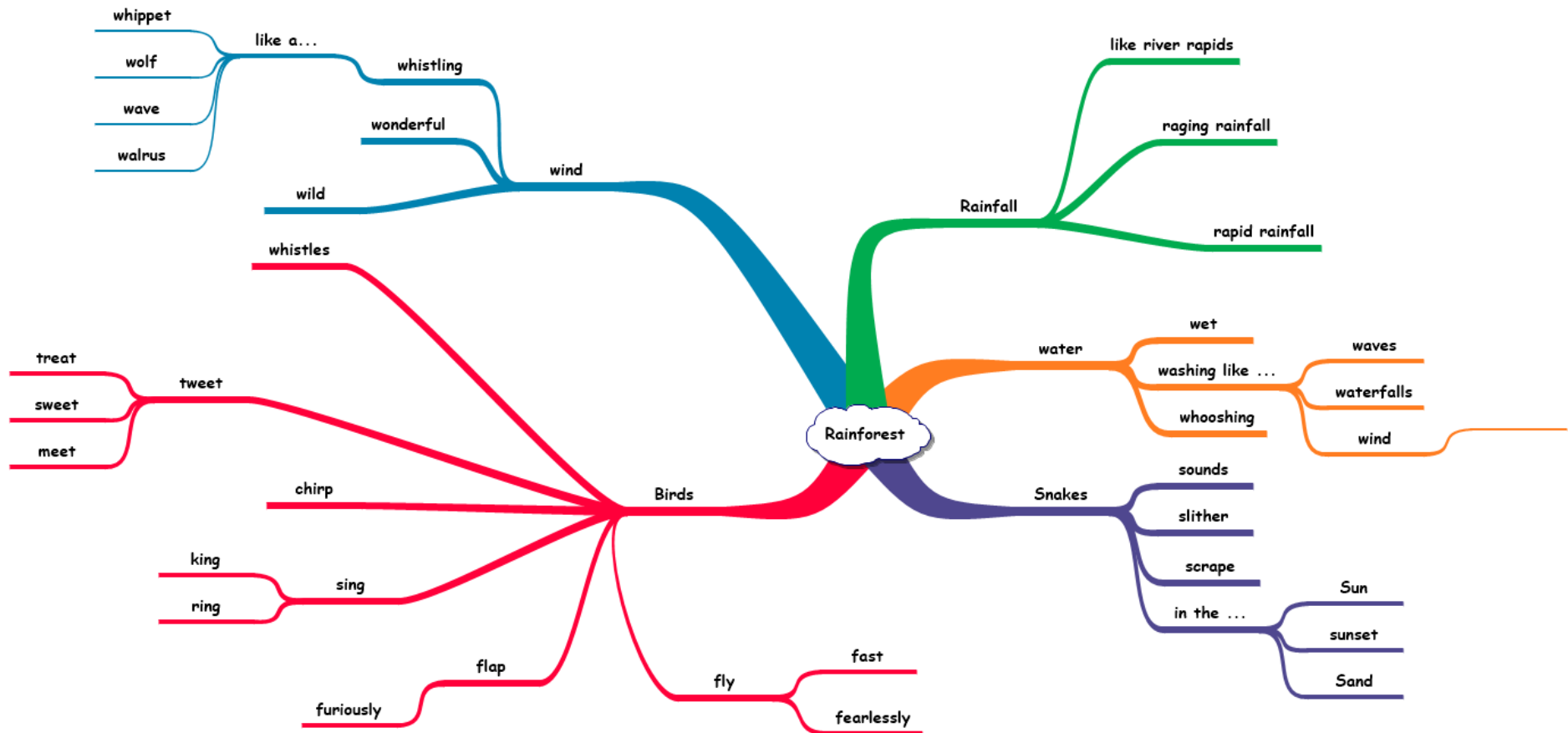
1. What do his facial expressions suggest about how he is feeling?
2. What kind of job do you think he has and why?
3. What book do you think he is reading and why?
4. What do you think his book choice tells us about him?
5. Tell me one thing you like and one thing you dislike about this image and explain why you think this.

Resource 3B

Predict and write in the missing text on the second page.



Resource 4A



Resource 5A

Poetry Example:

Rainforest Freeverse

The sounds of slithering snakes
Scrape the surface in the shadowy sunset.

The whistles and tweets
Are a delicate treat
For your ears - from the birds.

A tiny trickle of water tumbles like tears from treetop
to terrace.

The whistling wind whips like a whippet amongst the
rope-like vines that dangle like an unravelled ball of
wool.