






Year 2 maths – Summer 2 Week beginning: 15.6.20
YOU ARE NOT USING YOUR MATHS NO PROBLEM BOOK THIS WEEK!

Theme	Money Lesson 1 (of 5) Counting money (pounds)	Money Lesson 2 (of 5) Counting money (pounds and pence)	Money Lesson 3 (of 5) Showing equal amounts of money	Money Lesson 4 (of 5) Showing equal amounts of money	Money Lesson 5 (of 5) Calculating total amount
Factual fluency (to aid fluency)	<u>How much are these coins worth?</u> (Complete 10 questions)	<u>How much money is there?</u> (Complete 10 questions)	<u>Count all the coins to figure out how much money there is.</u> (Complete 10 questions)	<u>Which group shows the same amount of coins?</u> (Complete 10 questions)	<u>Exchanging coins</u> (Complete 10 questions)
Problem/ activity of the day Remember, just like in class, you can still show the depth of your knowledge LINK	<p>(Lesson 1 resources below) MAKING LINKS: Earlier in the year you were learning to count money, show equal amounts of money, calculate total amounts and calculate change. We are going to consolidate our knowledge about money this week.</p> <p>THINK: (support below) Can you help me solve this problem? Tim and Hannah have saved different amounts of money. My friend says that they both have the same amount of money. Is this correct?</p>  <p>SEE: (model below) Watch this video to see if my friend is correct.</p> <p>DO: Now try to solve the problems below.</p>	<p>(Lesson 2 resources below) MAKING LINKS: Yesterday you learnt about counting money in pounds.</p> <p>THINK: (support below) Can you help me solve this problem? Dominic and Charlotte have these coins with them. How much does each child have? My friend says that Charlotte has less money because she has fewer coins? Is my friend correct?</p>  <p>SEE: (model below) Watch this video to see if my friend is correct.</p> <p>DO: Now try to solve the problems below.</p>	<p>(Lesson 3 resources below) MAKING LINKS: Yesterday you learnt about counting money in pounds and pence.</p> <p>THINK:(support below) Can you help me solve this problem? Pearl thinks that she has more money than Charlie. Charlie thinks he has more money than Pearl. Who is correct?</p>  <p>SEE: (model below) Watch this video to see if my friend is correct.</p> <p>DO: Now try to solve the problems below.</p>	<p>(Lesson 4 resources below) MAKING LINKS: Yesterday you learnt about showing equal amounts of money.</p> <p>THINK:(support below) Can you help me with this problem? This pen costs 65p. How can I pay for it? Can I pay for it in different ways? How many ways can you find?</p>  <p>SEE: (model below) Watch this video to see some of the different ways I can make 65p.</p> <p>DO: Now try to solve the problems below.</p>	<p>(Lesson 5 resources below) MAKING LINKS: Over the last two days you learnt about showing equal amounts of money.</p> <p>THINK:(support below) Can you help me solve this problem? Harry goes shopping for some new clothes. He buys a t-shirt for £23 and a pair of trousers for £45. How much money does Harry spend in total?</p>  <p>SEE: (model below) Watch this video to see how we can solve this problem using the bar model.</p> <p>If you have forgotten how to use the formal method for addition, follow this link here for a reminder.</p> <p>DO: Now try to solve the problems below.</p>
	Methods, tips, clues & checks	Day 1 resources and answers (below)	Day 2 resources and answers (below)	Day 3 resources and answers (below)	Day 4 resources and answers (below)

See below for resources to support you to THINK-SEE-DO

This is the money we use here in England:



DAY 1 RESOURCES:

THINK: Can you help me solve this problem? Tim and Hannah have saved different amounts of money. My friend says that they both have the same amount of money. Is this correct?

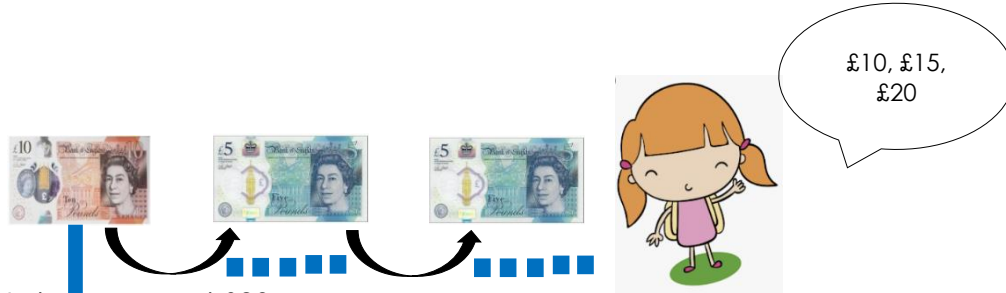


SEE: Optional [video](#) link.

We count on to find the amount. We can use our 10s and 5s to help us count the amount.




Tim has saved £25.







Lulu has saved £20.





My friend was wrong! Just because they had the same **number** of notes, doesn't mean that they have the same **amount**.





DO: Write the amount of money shown for each question. Don't forget your pound sign (£). Use the dienes to help you count!

1)   _____


2)    _____


3)    _____


4)    _____


5)    _____


DAY 2 RESOURCES:

THINK: Can you help me solve this problem? Dominic and Charlotte have these coins with them. How much does each child have? My friend says that Charlotte has less money because she has fewer coins? Is my friend correct?



SEE: Optional [video](#) link.

We can count on to find the amount. We count the pounds and pence separately. You could draw dienes to count your pence.

£1

20p, 30p, 35p, 40p

Plus £1

Dominic has £1 and 40p.

£2

50p, 70p, 80p

Plus £2

Charlotte has £2 and 80p.

Charlotte has more money. Just because Charlotte has fewer coins does not mean she has less money.

DO: Add up the money in the boxes first to find the correct amount and then match them up. Use the dienes to help you add.

£25



52p



£1 and 43p



DAY 3 RESOURCES:

THINK: Can you help me with this problem? Pearl thinks that she has more money than Charlie. Charlie thinks he has more money than Pearl. Who is correct?



SEE: Optional [video](#) link. Count the pounds first then the pence.





Pearl has £2 and 75 pence.



Charlie has £2 and 75 pence.

Pearl and Charlie have the **same** amount of money. We can make the same amount of money using different combinations of coins.

DO: Add up the money in the boxes first to find the correct amount and then match them up with an equal amount. Remember to count the pounds separately to the pence. Use the dienes to help you count!



DAY 4 RESOURCES:


THINK: Can you help me with this problem? This pen costs 65p. How can I pay for it? Can I pay for it in different ways? How many ways can you find?



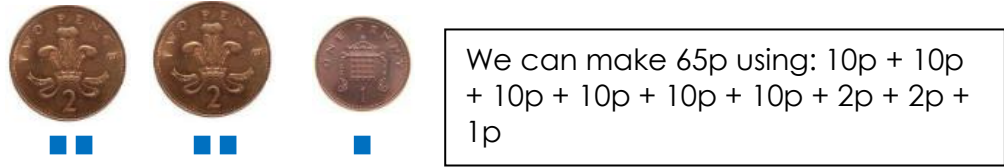
SEE: Optional [video](#) link. We can make many different combinations.



We can make 65p using:
50p + 10p + 5p



We can make 65p using:
20p + 20p + 20p + 5p



We can make 65p using:
10p + 10p + 10p + 10p + 10p + 2p + 2p + 1p

DO: Circle the coins you need to make each amount.

1. Circle the coins you need to pay for a bouncy ball that costs 35p.



2. Circle the coins you need to pay for a toy truck that costs 65p.




3. Circle the coins you need to pay for a bag of apples that costs 83p.



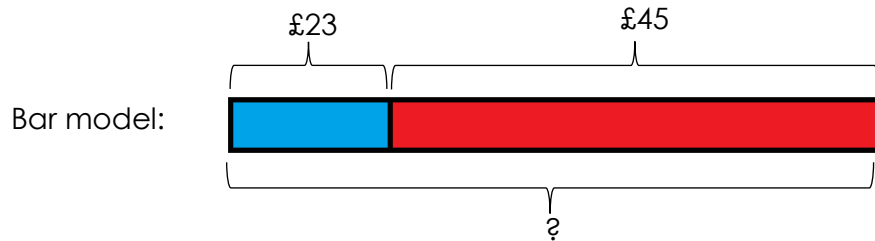
DAY 5 RESOURCES:

THINK: Can you help me solve this problem? Harry goes shopping for some new clothes. He buys a t-shirt for £23 and a pair of trousers for £45. How much money does Harry spend in total?



SEE: Optional [video](#) link. Follow this link [here](#) if you need a reminder for how to use the formal method of addition.

We can use a bar model to help us solve this problem. We will show our answer following the format of **bar model, equation** and **statement**.









Equation:

$$\begin{array}{r} 23 \\ +45 \\ \hline 68 \end{array}$$

Step One: Add the ones
Step Two: Add the tens

Statement: Harry spent £68 in total.

DO: Solve the column addition equations.

 44p	 22p	 18p
 30p	 48p	 40p

1) What is the total cost of the books and the paints?

$$\begin{array}{r} 44 \\ +22 \\ \hline \end{array}$$

2) What is the total cost of the toy robot and the toy doll?

$$\begin{array}{r} 48 \\ +30 \\ \hline \end{array}$$

3) What is the total cost of the toy doll and the dice?

$$\begin{array}{r} 30 \\ +40 \\ \hline \end{array}$$

ANSWERS:

DAY 1:

DO: Write the amount of money shown for each question. Don't forget your pound sign (£). Draw your dienes to help you!

1)  _____ £15

2)  _____ £35

3)  _____ £50

4)  _____ £85

5)  _____ £70

5)  _____ £70

DAY 2:

DO: Add up the money in the boxes first to find the correct amount and then match them up. Use the dienes to help you add.

£25



52p

£1 and 43p



DAY 3:

DO: Add up the money in the boxes first to find the correct amount and then match them up with an equal amount. Remember to count the pounds separately to the pence. Use the dienes to help you count!



DAY 4:

DO: Circle the coins you need to make each amount.

1. Circle the coins you need to pay for a bouncy ball that costs 35p.



2. Circle the coins you need to pay for a toy truck that costs 65p.









3. Circle the coins you need to pay for a bag of apples that costs 83p.



DAY 5:

DO: Solve the column addition equations.

 44p	 22p	 18p
 30p	 48p	 40p

1) What is the total cost of the books and the paints?

$$\begin{array}{r} 44 \\ +22 \\ \hline 66 \end{array}$$

2) What is the total cost of the toy robot and the toy doll?

$$\begin{array}{r} 48 \\ +30 \\ \hline 78 \end{array}$$

3) What is the total cost of the toy doll and the dice?

$$\begin{array}{r} 30 \\ +40 \\ \hline 70 \end{array}$$