

Year 2 maths week 1

5 days of problem solving	Day 1 Activity	Day 2 Activity	Day 3 Activity	Day 4 Activity	Day 5 Activity
Factual fluency (to aid fluency)	Counting in 5s from 0 to 60	Counting in 5s from 0 to 60	https://mathsframe.co.uk/en/resources/resource/116/telling-the-time scroll down to game- play-level 2-untimed game	https://mathsframe.co.uk/en/resources/resource/116/telling-the-time scroll down to game- play-level 2-untimed game	https://mathsframe.co.uk/en/resources/resource/116/telling-the-time scroll down to game- play-level 2-untimed game
Problem/activity of the day	<p><u>Find and draw</u> as many different clocks, watches and ways to tell the time that you can find in your house.</p> <p>What ways do we have to tell the time?</p>	<p>Make a poster that tells another child how to read these times: <u>2 o'clock</u> and <u>half past 2</u>.</p> <p>Explain what the hands on the clock show, how the minute and hour hands work and how to read the time.</p>	<p>Reading a clock (or the clock face), make a 'timeline comic' showing the things you do throughout the day.</p> <p>Draw and write in each box to show what you are doing at each time.</p>	<p>Make a clock face that can be used to help another child learn how to tell the time.</p> <p>It MUST have o'clock, half past, quarter past and quarter to.</p> <p>It COULD have all the five minute jumps past and to.</p>	<p>My friend says the hands on a clock count on in fives but my other friend says the hands on a clock count on in ones.</p> <p>Draw your own clock and explain who is correct, with labels on the clock face.</p>
Resources you will need	Clocks, watches, timers, computer/tablet – ways that show the time Paper and pencil	A clock or watch with an hour hand and minute hand. It may have a second hand too! Paper and pencil	'Timeline comic' plan Pencils A clock or watch with hands	Paper and pencils A circle of paper	Clock or watch face Paper and pencils
Tips, clues or methods to help	Fact: Digital clocks show the time with the hour first.	The minute hand is longer than the hour hand	Carefully check the time on each clock on the timeline comic	Clock face support	The minute hand is usually longer than the hour hand
Want to check?	No checking required	Check the answer support	Check the answer support	Check the answer support	Check the answer support
Theme	Time	Time	Time	Time	Time

Additional support: 'Clock face' (answer support), timeline comic plan

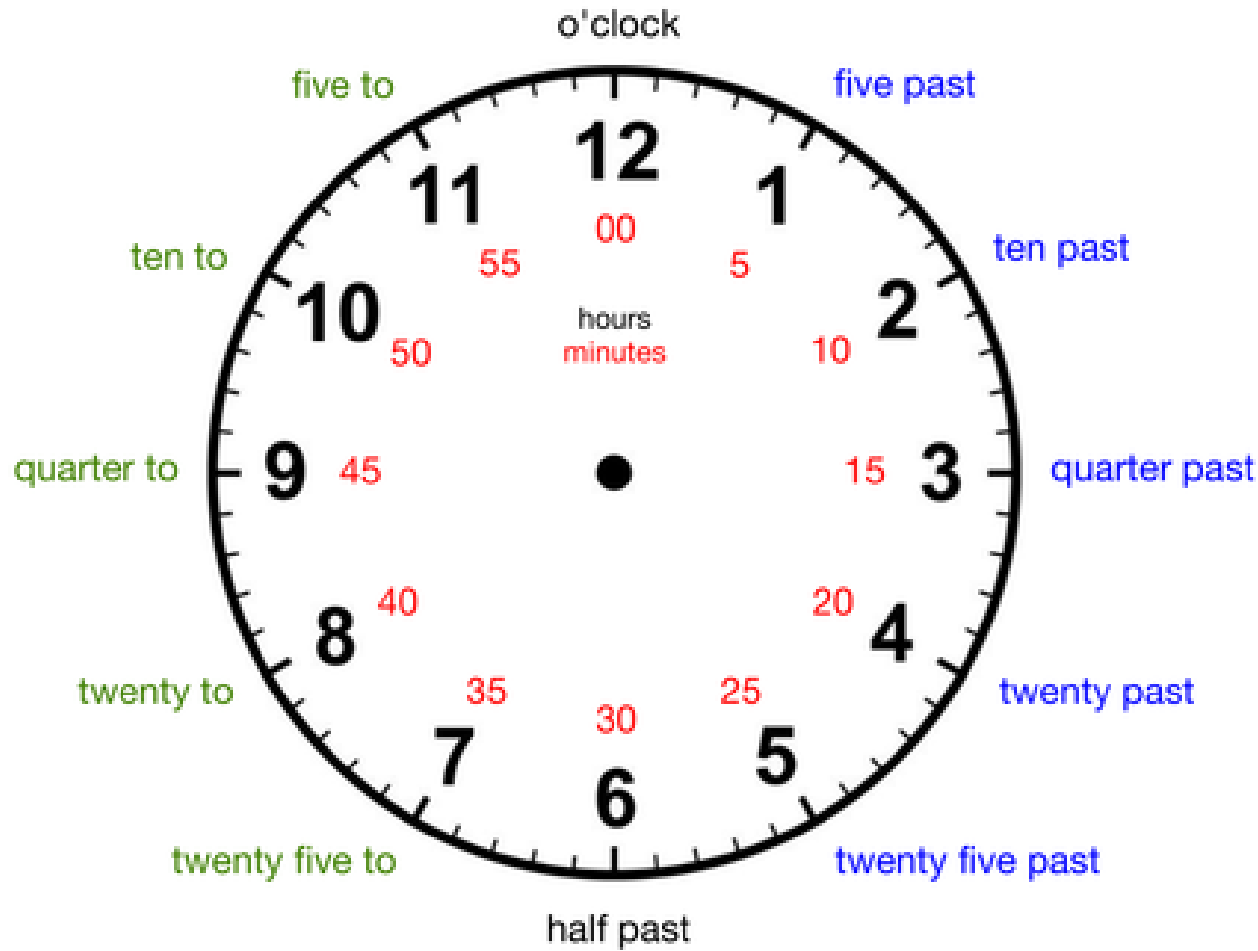
Additional online activities:

<http://www.scottle.edu.au/ec/viewing/L9643/index.html>


<http://www.ictgames.com/mobilePage/hickoryDickory/index.html>

https://www.sheppardsoftware.com/mathgames/earlymath/on_time_game1.htm


Clock face (and answer support):



Day 2 support:



2 o'clock



Half past 2

Day 3. Timeline comic:



At _____
I _____

At _____
I _____

At _____
I _____



At _____
I _____

At _____
I _____

At _____
I _____