

## Writing: Year 2 – Summer 2 Week 7

	Day 1 Activity	Day 2 Activity	Day 3 Activity	Day 4 Activity	Day 5 Activity
<b>Writing</b>	<p>In Year 2 you have learnt lots of different suffixes and spelling rules.</p> <p><b>A suffix</b> – is a letter or group of letters that goes on the end of a word and changes the word's meaning. Watch <a href="#">this video</a> to remind yourself about suffixes.</p> <p>Become a spelling detective and complete the worksheet (resource 1A) to revise suffixes and spot the spelling rule.</p>	<p>This week you are going to create a Covid –19 time capsule so that when you grow up you can remember what it was like living during 2020 lockdown.</p> <p>Today you are going to create a fact sheet with information about yourself called 'All about me' (see resource 2A for example template).</p> <p><b>Some suggestions of what to include:</b></p> <ul style="list-style-type: none"> <li>Your name, age, height, shoe size and eye colour</li> <li>Your favourite; toy, colour, animal, food, TV show, movie, book, activity, song.</li> <li>Your family members</li> <li>What you want to be when you grow up</li> <li>Your best friends</li> </ul>	<p>Today you are going to create a fact sheet with information about your feelings called 'How I'm feeling' (see resource 3A for example template).</p> <p><b>Some suggestions of what to include:</b></p> <ul style="list-style-type: none"> <li>Words to describe how you are feeling now</li> <li>What you are most thankful for</li> <li>What you have learnt from this experience</li> <li>What you've found most challenging</li> <li>The three things you are most excited to do when this is over.</li> </ul>	<p>Today you are going to write a letter to yourself in the future about what you've been doing to keep busy during lockdown (see resource 4A for example template).</p> <p><b>Audience:</b> yourself <b>Purpose:</b> to remember</p> <p><b>When writing your letter, remember to:</b></p> <ul style="list-style-type: none"> <li>Start with 'Dear...' and end with 'from...'</li> <li>Explain why you are writing</li> <li>Use lots of descriptive details (including noun phrases)</li> <li>Use conjunctions to write longer and more detailed sentences</li> </ul> <p><b>Some suggestions of what to write about:</b></p> <ul style="list-style-type: none"> <li>Fun activities you have done with your family</li> <li>Something new you've experienced</li> <li>Your favourite thing you have learnt about</li> <li>A new skill you have developed</li> <li>An act of kindness you have done</li> <li>A book you have read and enjoyed</li> <li>Special occasions you have celebrated and how</li> </ul>	<p>Today you are going to interview a family member and write up your questions and their answers (see resource 5A for example template).</p> <p><b>Some suggestions of questions you could ask:</b></p> <ul style="list-style-type: none"> <li>What has been the biggest change?</li> <li>How are you finding homeschooling me?</li> <li>How are you feeling?</li> <li>What have been your top three highlights from lockdown?</li> <li>What activities or hobbies have you enjoyed the most?</li> <li>What is your favourite food to bake/ movie to watch/ game to play?</li> <li>What is your goal when this is over?</li> </ul> <p><b>Remember to:</b></p> <ul style="list-style-type: none"> <li>Use question marks for questions</li> <li>Write in full sentences</li> <li>Check your punctuation</li> </ul>
<b>Resources</b>	Resource 1A <a href="#">Suffixes video</a>	Resource 2A	Resource 3A	Resource 4A	Resource 5A



**Reading: Year 2 – Summer 2 Week 7**

		Day 1 Activity	Day 2 Activity	Day 3 Activity	Day 4 Activity	Day 5 Activity	
<b>Reading</b>	Whole class	<a href="#">Fantastic Mr Fox – part 6</a>	<a href="#">Fantastic Mr Fox – part 7</a>	<a href="#">Fantastic Mr Fox – part 8</a>	<a href="#">Man on the moon</a>	<a href="#">Perfectly Norman</a> <a href="#">These are the hands - Poem</a>	
	Independent	*	<a href="#">Skitter and Scoot</a>	<a href="#">Skitter and Scoot</a>	<a href="#">Being courageous</a>	<a href="#">Being courageous</a>	<a href="#">Being courageous</a>
		**	<a href="#">What's the Matter with the Three Little Pigs</a>	<a href="#">What's the Matter with the Three Little Pigs</a>	<a href="#">The Grass Patch Project</a>	<a href="#">The Grass Patch Project</a>	<a href="#">The Largest Planet</a>
		***	<a href="#">Stinky Stanley</a>	<a href="#">Stinky Stanley</a>	<a href="#">Stinky Stanley</a>	<a href="#">Mountain Lion</a>	<a href="#">Mountain Lion</a>
<b>Spelling</b>		Practice these words with suffixes this week: <b>careful, amazement, hopeful, careless, useful</b>					

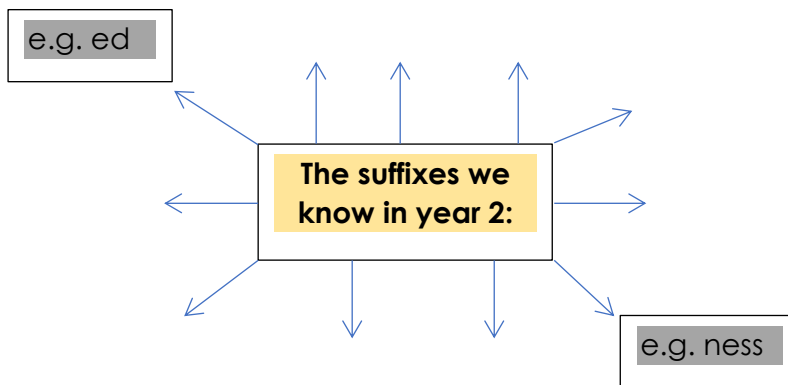
Challenge: Practice some spellings from the list below. Use the ways from school that help you remember best.



## Resource 1A: Spelling worksheet

### Spelling detectives: spell words ending in 'y' with suffixes

What different suffixes do you know?



Word ending in 'y'	Words ending in 'y' with (er, est, ness) suffixes
happy	<b>Example:</b> happy → happi <b>ness</b> I was full of happi <b>ness</b> when I saw your work.
fluffy	<b>Example:</b> fluffy → fluffi <b>er</b> My puppy was fluffi <b>er</b> than hers.
silly	
lazy	
pretty	
crazy	
funny	
tiny	
juicy	
lonely	
ugly	

Can you explain the spelling rule?

---

---

---

---

Write words ending in 'y' with a suffix in sentences below.  
Make sure you follow the spelling rule!

---

---

---

---

---

---

---

---

---

---

# All about me

<b>NAME:</b> _____	<b>AGE:</b> _____	<b>HEIGHT:</b> _____	<b>SHOE SIZE:</b> _____
-----------------------	----------------------	-------------------------	----------------------------

**MY FAVOURITES**

TOY: \_\_\_\_\_

COLOUR: \_\_\_\_\_

ANIMAL: \_\_\_\_\_

FOOD: \_\_\_\_\_

SHOW: \_\_\_\_\_

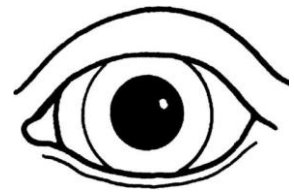
MOVIE: \_\_\_\_\_

BOOK: \_\_\_\_\_

ACTIVITY: \_\_\_\_\_

PLACE: \_\_\_\_\_

SONG: \_\_\_\_\_



## ABOUT MY FAMILY:

\_\_\_\_\_

\_\_\_\_\_

\_\_\_\_\_

\_\_\_\_\_

## OTHER INTERESTING FACTS FACTS:

\_\_\_\_\_

\_\_\_\_\_

\_\_\_\_\_

\_\_\_\_\_

**MY BEST FRIEND/S:**

\_\_\_\_\_

\_\_\_\_\_

\_\_\_\_\_

**WHEN I GROW UP I WANT TO BE:**

\_\_\_\_\_

\_\_\_\_\_

**DATE:**

\_\_\_\_\_

# How I am feeling

**ME:**



HOW MY FACE LOOKS



WORDS TO DESCRIBE HOW I FEEL:

I AM MOST THANKFUL FOR

---

---

---

**WHAT I HAVE LEARNT:**

---

---

---

---

---

---

---

HOW ARE YOU FINDING HOMESCHOOLING?

---

---

---

---

**BIGGEST CHALLENGES:**

---

---

---

---

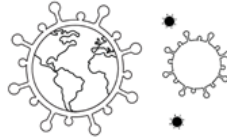
---

---

---

THE 3 THINGS I AM MOST EXCITED TO DO WHEN THIS IS OVER:

<p><b>1</b></p> <hr/> <hr/> <hr/>	<p><b>2</b></p> <hr/> <hr/> <hr/>	<p><b>3</b></p> <hr/> <hr/> <hr/>
-----------------------------------	-----------------------------------	-----------------------------------



# Letter to myself

Dear \_\_\_\_\_,

---

---

---

---

---

---

---

---

---

---

---

---

---

---

---

---

---

---

---

---


---

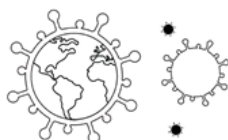
---

---

---

Love from, \_\_\_\_\_





# Interview a carer

<u>Questions to ask</u>	<u>Answers</u>
What has been the biggest change?	
How are you finding homeschooling me?	
How are you feeling?	
What have been your top three highlights from lockdown?	
What activities or hobbies have you enjoyed the most?	
What is your favourite food to bake?	
What is your favourite movie to watch?	
What is your favourite game to play?	
What is your goal when this is over?	



## Spellings: Words to Learn

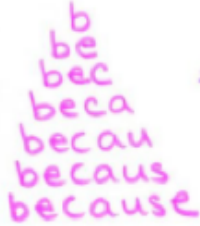
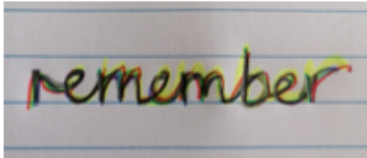

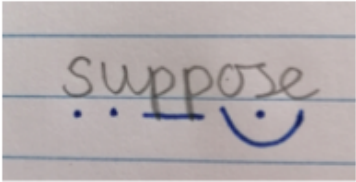
### Year 1 Words to learn

ask	full	little	people	today	<b>Monday</b>	zero	
asked	here	looked	pull	want	<b>Tuesday</b>	one	eleven
called	house	love	push	were	<b>Wednesday</b>	two	twelve
come	I'll	Mr	put	what	<b>Thursday</b>	three	thirteen
does	I'm	Mrs	says	when	<b>Friday</b>	four	fourteen
eye(s)	it's	once	school	where	<b>Saturday</b>	five	fifteen
friend		our	some	who	<b>Sunday</b>	six	sixteen
			their	why		seven	seventeen
			there	your		eight	eighteen
			these			nine	nineteen
						ten	twenty

### Year 2 Words to learn

again	dear	parents	warm	January	twenty
any	even	please	water	February	thirty
beautiful	every	pretty	were	March	forty
because	hour	sugar	whole	April	fifty
both	laugh	sure	which	May	sixty
busy	many	teacher	witch	June	seventy
child	money	towards	word	July	eighty
children	most		work	August	ninety
Christmas	only		world	September	hundred
clothes			write	October	
				November	
				December	

## Spelling Strategies

<p><b>Pyramid Writing</b></p> 	<p><b>Rainbow writing</b></p> <p>Write the word over and over again using different colours.</p> 	<p><b>Create a mnemonic</b></p> 
<p><b>Sound Buttons</b></p>  <p><b>**Note, this may not work for words you cannot 'sound out'</b></p>	<p><b>Underline the tricky part</b></p> <p>se<u>p</u>arate</p> <p>lib<u>r</u>ary</p> <p>na<u>u</u>ghty</p>	<p><b>Look, Say, Cover, Write, Check</b></p> <p><b>Look</b> at the word <b>Say</b> it out loud <b>Cover</b> it up <b>Write</b> it <b>Check</b> whether it is spelt correctly</p>