

Writing: Year 2 – Summer 2 Week 6

	Day 1 Activity	Day 2 Activity	Day 3 Activity	Day 4 Activity	Day 5 Activity
Writing	<p>Today you are going to be grammar detectives!</p> <p>Remind yourself of this terminology:</p> <ul style="list-style-type: none"> Sentence types – statements, questions, commands and exclamations (watch here) Nouns, adjectives and verbs (watch here) Compound words – are formed when two or more words are joined together to create a new word that has a new meaning (watch here) Past and present tense - present tense is when something is happening now and past tense means it has already happened. We usually add the 'ed' suffix to verbs to show they're in the past tense. Commas – this is the punctuation used to separate items in a list (watch here) <p>Now complete the worksheet below (resource 1A).</p>	<p>Today, you will plan a letter to the children in Year 1 telling them all about Year 2 and what to expect.</p> <p>Brainstorm things you think they should know about (see resource 2A and 2B for example planning formats).</p> <p>Some ideas of things you may want to include:</p> <ul style="list-style-type: none"> Exciting school trips Interesting topics you learn about Responsibilities you have (being the oldest in KS1) Opportunities to gain your pen license Your personal highlights of Year 2 Rules and expectations Challenges you have faced 	<p>Today, you will write a letter to the children in Year 1 telling them all about Year 2 and what to expect. See resource 3A for example letter.</p> <p>You may want to structure your letter in the following way:</p> <ul style="list-style-type: none"> Start your letter (Dear...) Explain why you are writing. Then, tell them about the expectations of Year 2 Next, tell them about the trips and exciting topics Finally, tell them about your highlights and challenges Wish them luck and sign your letter (From...) <p>Remember to:</p> <ul style="list-style-type: none"> Use capital letters for names of people and places Use commas in a list Use descriptive noun phrases Use different sentence types Use thinking and feeling details. 	<p>Today, you will plan a letter to your new teacher to introduce yourself.</p> <p>Audience: your new Year 3 teacher Purpose: to inform and ask questions</p> <p>Some ideas of things you may want to include:</p> <ul style="list-style-type: none"> Introduce yourself Share some interesting things about yourself (hobbies, family, interests, favourite books, friendships, etc) How are you an excellent learner? What are favourite subjects? What you might need help with next year? A question about Year 3? A question about your new teacher? <p>Plan your ideas for your letter (See resource 4A for example planning format).</p>	<p>Today, you will write a letter to your new teacher using your plan from yesterday.</p> <p>Use the same 'remember to' list as Wednesday.</p> <ul style="list-style-type: none"> Also, remember to use your neatest handwriting! <p>Finished? Edit and revise your letter:</p> <p>When revising:</p> <ol style="list-style-type: none"> Check it makes sense Add in an extra fact, description or feeling detail. <p>When editing:</p> <ol style="list-style-type: none"> Check your punctuation Correct 3 spellings mistakes
Resources	Resource 1A Nouns, adjective and verbs video , Sentence types video , Compound words video , Commas video	Resource 2A and 2B	Resource 3A	Resource 4A	Resource 3A



Reading: Year 2 – Summer 2 Week 6

		Day 1 Activity	Day 2 Activity	Day 3 Activity	Day 4 Activity	Day 5 Activity	
Reading	Whole class	Fantastic Mr Fox – part 1	Fantastic Mr Fox – part 2	Fantastic Mr Fox – part 3	Fantastic Mr Fox – part 4	Fantastic Mr Fox – part 5	
	Independent	*	Water Wise	Water Wise	Peacefulness	Dancing Dragons	Dancing Dragons
		** **	Your Life as a Cabin Boy	Your Life as a Cabin Boy	Amelia Earhart	Amelia Earhart	Amelia Earhart
		*** **	Our Home Planet	The Dinosaur that Disappeared	The Dinosaur that Disappeared	The Dinosaur that Disappeared	The Dinosaur that Disappeared
Spelling		Practice these words with suffixes this week: happiness, excitement, beautiful, careful, useless, hopeless					

Challenge: Practice some spellings from the list below. Use the ways from school that help you remember best.



Resource 1A: Grammar detectives worksheet

What sentence types are these? Match them to the correct answer.

What a beautiful day it is!
What is your name?
My favourite food is pizza.
Brush your teeth.
How wonderful that painting is!
Go to bed!
I love the colours in that painting.
How do you get to school?

Statement
Question
Exclamation
Command

Here are some examples of compound words.

blackberry	football	playground	bedroom	sunflower
------------	----------	------------	---------	-----------

Explain what a compound word is below:

Read the sentences below and write down a noun, adjective and verb used in each one:

The girl baked a delicious cake.	Noun: Adjective: Verb:
The cornflakes fell onto the hard floor.	Noun: Adjective: Verb:
Sparkling stars shone in the sky.	Noun: Adjective: Verb:

Read the sentences below and rewrite them in the past tense:

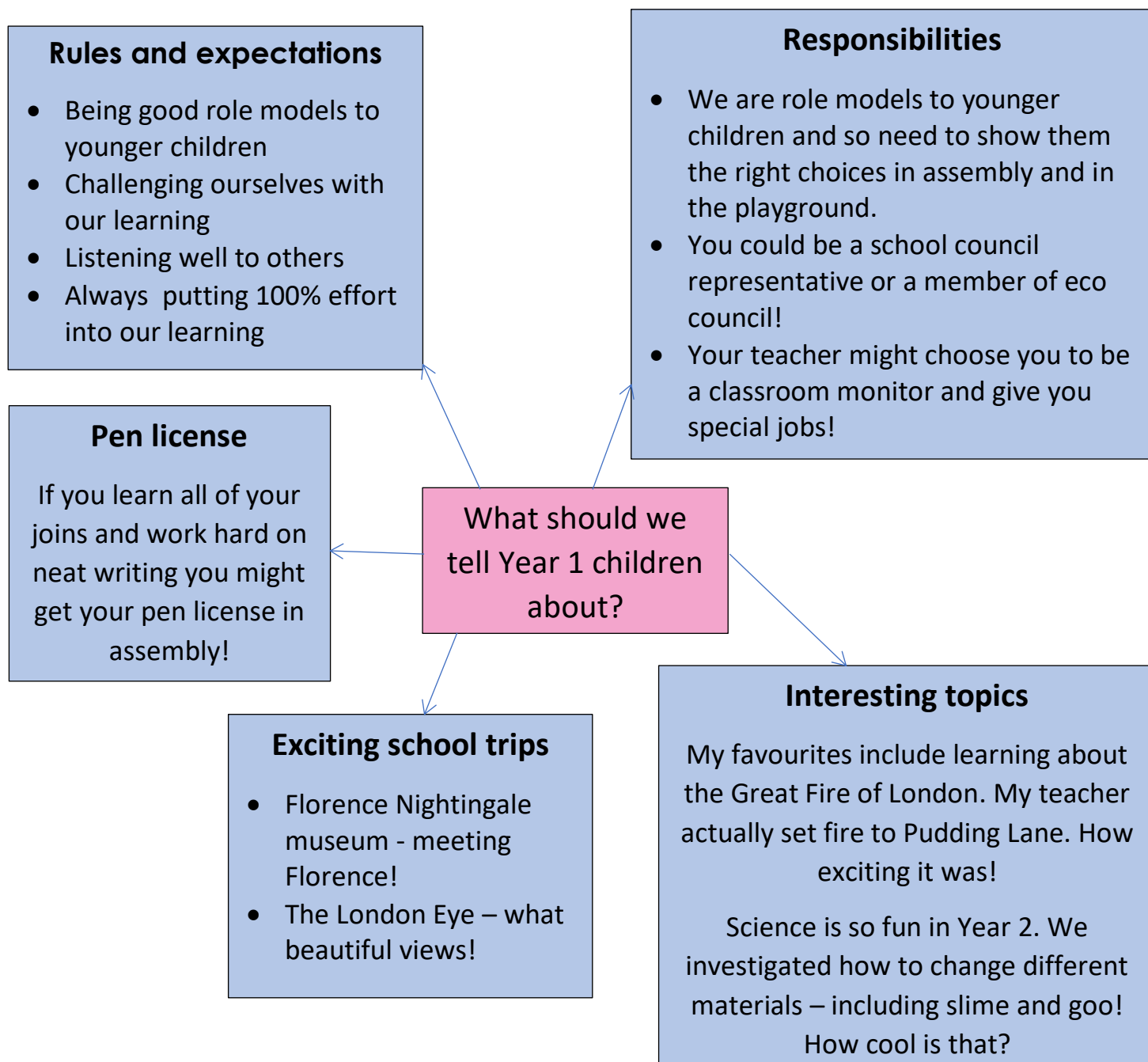
The sentence in the present tense:	The sentence in the past tense:
My favourite subject is history.	
I jump and run in the playground.	
I eat delicious porridge for breakfast.	
On holiday I swim in the pool.	

Add commas to the sentences below:

- I went to the shops and bought an apple an orange some blueberries and a banana.
- At school I love to learn in PE history science geography and maths.
- Little Red Riding Hood had a bright red cape and packed sweets muffins and flowers for granny.

Resource 2A: Example planning format 1

What do you think the Year 1 children should know about what to expect in Year 2?



My greatest challenge in Year 2 was...

My personal highlight of Year 2 was...

Resource 2B: Example planning format 2 (letter to Year 1 child)

What do you think the Year 1 children should know about what to expect in Year 2?

Question prompts	Details (make notes)
Who are you writing to?	Dear...
Why are you writing?	I am writing because...
What are the rules and expectations in Year 2?	
What are the exciting trips in Year 2?	
What are the interesting topics you learn in Year 2?	
What was your highlight in Year 2?	
What was your greatest challenge in Year 2?	
Who is the letter from?	From...

Resource 3A: Example letter to Year 1 child

Audience: Year 1 children

Purpose: to inform and advise

Dear Year 1 child,

I am writing to you to tell you all about Year 2 and to give you some advice. I know you might be feeling nervous but don't worry this letter will help you. I will tell you about rules, expectations, trips, interesting topics and other exciting things.

In Year 2 you will have a responsibility to be a role model for the younger children in Key Stage One because you're going to be the oldest. How cool is that? You must be kind, considerate and helpful. This is especially important in the playground and in assemblies because younger children will learn the right choices from you. Make sure you're setting a good example by listening well, sitting properly and being a good friend. Good luck!

How amazed you'll be by the awesome trips in Year 2! Excitingly, you get to go on the London Eye and The Florence Nightingale Museum. Did you know that the London Eye is the largest Ferris wheel in Europe? Wow! You see fantastic views from the top and you get to watch a 4D movie afterwards.

Year 2 is full of interesting topics, like the Great Fire of London in history, materials in science and Charlie and the Chocolate Factory in English. Our materials topic this year was so exciting because we investigated how different materials can change shape including slime and goo. Can you believe it? You'll love it! I won't tell you about all the topics now or it will ruin the surprise but I think you'll enjoy them as much as I did.

My highlight of Year 2 was achieving my pen license in assembly. You'll have to learn all your joins and work hard on your handwriting if you want to earn your pen license like I did. My greatest challenge in Year 2 was learning the column method in maths. Don't worry if you find this challenging too because your new teacher will help you and in Year 2 we learn from our mistakes.

I hope you have a wonderful time in Year 2. Good luck!

From _____ (soon to be in Year 3)

Resource 4B: Example planning format (letter to new teacher)

Audience: your new Year 3 teacher

Purpose: to inform and ask questions

Question prompts	Details (make notes)
Who are you writing to?	Dear...
Why are you writing?	I am writing because...
Introduce yourself What are your hobbies? Who is in your family? Who are your best friends? What interesting fact would you like to share?	
Excellent learner How are you an excellent learner in class? Who do you work well with? What excellent learner quality do you want to work on next year?	
Favourite subject areas What is your favourite subject? Explain why you like it.	
What do you find challenging? What do you want your teacher to know? What would you like their help with next year?	
Questions What would you like to find out about Year 3? What do you want to know about them?	
Who is the letter from?	From...

Spellings: Words to Learn

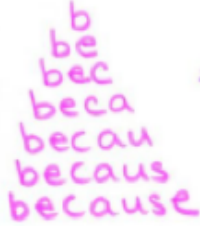
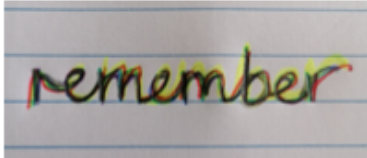


Year 1 Words to learn

ask	full	little	people	today	Monday	zero	
asked	here	looked	pull	want	Tuesday	one	eleven
called	house	love	push	were	Wednesday	two	twelve
come	I'll	Mr	put	what	Thursday	three	thirteen
does	I'm	Mrs	says	when	Friday	four	fourteen
eye(s)	it's	once	school	where	Saturday	five	fifteen
friend		our	some	who	Sunday	six	sixteen
			their	why		seven	seventeen
			there	your		eight	eighteen
			these			nine	nineteen
						ten	twenty

Year 2 Words to learn

again	dear	parents	warm	January	twenty
any	even	please	water	February	thirty
beautiful	every	pretty	were	March	forty
because	hour	sugar	whole	April	fifty
both	laugh	sure	which	May	sixty
busy	many	teacher	witch	June	seventy
child	money	towards	word	July	eighty
children	most		work	August	ninety
Christmas	only		world	September	hundred
clothes			write	October	
				November	
				December	

Spelling Strategies

<p>Pyramid Writing</p> 	<p>Rainbow writing</p> <p>Write the word over and over again using different colours.</p> 	<p>Create a mnemonic</p> 
<p>Sound Buttons</p>  <p>**Note, this may not work for words you cannot 'sound out'</p>	<p>Underline the tricky part</p> <p>se<u>p</u>arate</p> <p>lib<u>r</u>ary</p> <p>na<u>u</u>ghty</p>	<p>Look, Say, Cover, Write, Check</p> <p>Look at the word Say it out loud Cover it up Write it Check whether it is spelt correctly</p>