

## Writing: Year 2 – Summer 2 Week 6

	Day 1 Activity	Day 2 Activity	Day 3 Activity	Day 4 Activity	Day 5 Activity
<b>Writing</b>	<p>Today you are going to be <b>grammar detectives!</b></p> <p><b>The terminology we use in Grammar:</b></p> <ul style="list-style-type: none"> <li>• <b>Sentence types</b> – statements, questions, commands and exclamations (<a href="#">watch here</a>)</li> <li>• <b>Nouns, adjectives and verbs</b> (<a href="#">watch here</a>)</li> <li>• <b>Compound words</b> – are formed when two or more words are joined together to create a new word that has a new meaning (<a href="#">watch here</a>)</li> <li>• <b>Past and present tense</b> - present tense is when something is happening now and past tense means it has already happened. We usually add the 'ed' suffix to verbs to show they're in the past tense.</li> </ul> <p><b>Now complete the worksheet below (resource 1A).</b></p>	<p>Today, you will <b>plan a letter</b> to the <b>children in Year 1</b> telling them all about Year 2 and what to expect.</p> <p>Brainstorm things you think they should know about (see resource 2A and 2B for example planning formats).</p> <p><b>Some ideas of things you may want to include:</b></p> <ul style="list-style-type: none"> <li>• Exciting school trips</li> <li>• Interesting topics you learn about</li> <li>• Responsibilities you have (being the oldest in KS1)</li> <li>• Your personal highlights of Year 2</li> <li>• Rules and expectations</li> </ul>	<p>Today, you will <b>write a letter</b> to the <b>children in Year 1</b> telling them all about Year 2 and what to expect.</p> <p>See resource 3A for example letter.</p> <p><b>You may want to structure your letter in the following way:</b></p> <ul style="list-style-type: none"> <li>• Start your letter (Dear...)</li> <li>• Explain why you are writing.</li> <li>• Then, tell them about the expectations of Year 2</li> <li>• Next, tell them about the trips and exciting topics</li> <li>• Finally, tell them about your highlights.</li> <li>• Wish them luck and sign your letter (From...)</li> </ul> <p><b>Remember to:</b></p> <ul style="list-style-type: none"> <li>• Use capital letters for names of people and places</li> <li>• Use descriptive noun phrases</li> </ul>	<p>Today, you will <b>plan a letter</b> to your <b>new teacher</b> to introduce yourself.</p> <p><b>Some ideas of things you may want to include:</b></p> <ul style="list-style-type: none"> <li>• Introduce yourself</li> <li>• Share some interesting things about yourself (hobbies, family, interests, favourite books, friendships, etc)</li> <li>• How are you an excellent learner?</li> <li>• What are favourite subjects?</li> <li>• What you might need help with next year?</li> <li>• A question about Year 3?</li> <li>• A question about your new teacher?</li> </ul> <p><b>Plan your ideas for your letter. Say your ideas to an adult and get them to write your ideas in the plan.</b> (See resource 4A for example planning format).</p>	<p>Today, you will <b>write a letter</b> to your <b>new teacher</b> using your plan from yesterday.</p> <p><b>Use the same 'remember to' list as Wednesday.</b></p> <ul style="list-style-type: none"> <li>• Also, remember to use your neatest handwriting!</li> </ul> <p>Finished? <b>Read to an adult.</b> Edit and revise your letter:</p> <p><b>When revising:</b></p> <ol style="list-style-type: none"> <li>1. Check it makes sense</li> <li>2. Add in an extra fact, description or feeling detail.</li> </ol> <p><b>When editing:</b></p> <ol style="list-style-type: none"> <li>3. Check your punctuation</li> <li>4. Correct 3 spellings mistakes</li> </ol>
<b>Resources</b>	<p>Resource 1A</p> <p><a href="#">Nouns, adjective and verbs video</a>, <a href="#">Sentence types video</a>, <a href="#">Compound words video</a>, <a href="#">Commas video</a></p>	Resource 2A and 2B	Resource 3A	Resource 4A	Resource 3A



**Reading: Year 2 – Summer 2 Week 6**

		Day 1 Activity	Day 2 Activity	Day 3 Activity	Day 4 Activity	Day 5 Activity	
<b>Reading</b>	Whole class	<a href="#">Fantastic Mr Fox – part 1</a>	<a href="#">Fantastic Mr Fox – part 2</a>	<a href="#">Fantastic Mr Fox – part 3</a>	<a href="#">Fantastic Mr Fox – part 4</a>	<a href="#">Fantastic Mr Fox – part 5</a>	
	Independent	*	<a href="#">Water Wise</a>	<a href="#">Water Wise</a>	<a href="#">Peacefulness</a>	<a href="#">Dancing Dragons</a>	<a href="#">Dancing Dragons</a>
		** **	<a href="#">Your Life as a Cabin Boy</a>	<a href="#">Your Life as a Cabin Boy</a>	<a href="#">Amelia Earhart</a>	<a href="#">Amelia Earhart</a>	<a href="#">Amelia Earhart</a>
		*** **	<a href="#">Our Home Planet</a>	<a href="#">The Dinosaur that Disappeared</a>	<a href="#">The Dinosaur that Disappeared</a>	<a href="#">The Dinosaur that Disappeared</a>	<a href="#">The Dinosaur that Disappeared</a>
<b>Spelling</b>		Practice these words with suffixes this week: <b>happiness, excitement, beautiful, careful, useless, hopeless</b>					

Challenge: Practice some spellings from the list below. Use the ways from school that help you remember best.



## Resource 1A: Grammar detectives worksheet

What sentence types are these? Match them to the correct answer.

What a beautiful day it is!
What is your name?
My favourite food is pizza.
Brush your teeth.
How do you get to school?

Statement
Question
Exclamation
Command

Join the words to make a compound word:

Black	room
Foot	flower
Play	ball
Bed	berry
Sun	ground

Read the sentences below and write down a noun, adjective and verb used in each one:

**Noun:** Person, place or thing.

**Adjective:** Describing word.

**Verb:** doing word.

The girl baked a delicious cake.	<b>Noun:</b> <b>Adjective:</b> <b>Verb:</b>
The frog jumped in the deep pond.	<b>Noun:</b> <b>Adjective:</b> <b>Verb:</b>
Silly Sally ran across the busy street.	<b>Noun:</b> <b>Adjective:</b> <b>Verb:</b>

Turn these verbs into past tense and then say them in sentence:

Park	
Jump	
Is	
swim	

## Resource 2A: Example planning format 1

What do you think the Year 1 children should know about what to expect in Year 2?

Get an adult to read it to you.

Can you add any ideas to each box?

Share with your grown up.

### Rules and expectations

- Being good role models to younger children
- Challenging ourselves with our learning
- Listening well to others
- Always putting 100% effort into our learning

### Responsibilities

- We are role models to younger children and so need to show them the right choices in assembly and in the playground.
- You could be a school council representative or a member of eco council!
- Your teacher might choose you to be a classroom monitor and give you special jobs!

What should we tell Year 1 children about?

### Exciting school trips

- The London Eye – what beautiful views!
- The London Transport Museum.

### Interesting topics

My favourites include learning about the Great Fire of London. How exciting it was!

Science is so fun in Year 2. We investigated how to change different materials – including slime and goo!  
How cool is that?



## Resource 2B: Example planning format 2 (letter to Year 1 child)

What do you think the Year 1 children should know about what to expect in Year 2?

Question prompts	Details (make notes)
Who are you writing to?	Dear Year 1,
Why are you writing?	I am writing because _____ _____  Eg, I have had such an amazing year and I want to tell you all about Year 2.
What are the rules and expectations in Year 2?	The rules in Year 2 are _____ _____  Some expectations are that you _____ _____  Eg, Listen well to your classmates and teacher. Use kind hands.
What are the exciting trips in Year 2?  What did you see?  What was favourite part?	We had a fantastic trip to _____ this year.  I saw _____ _____  I enjoyed it because _____ _____
What are the interesting topics you learn in Year 2?  Science? English? History? Art? Computing? Maths? Geography?  Why?	In Year 2, we learnt about _____ _____  My favourite topic was _____ because _____ _____
What was your highlight in Year 2?	For me, the best part of Year 2 was _____ _____ because _____ _____
Who is the letter from?	From...

## Resource 3A: Example letter to Year 1 child

Audience: Year 1 children

**Purpose: to inform and advise**

**Ask an adult to read this to you.**

Dear Year 1 child,

I am writing to you to tell you all about Year 2 and to give you some advice. I know you might be feeling nervous but don't worry this letter will help you. I will tell you about rules, expectations, trips, interesting topics and other exciting things.

In Year 2 you will have a responsibility to be a role model for the younger children in Key Stage One because you're going to be the oldest. How cool is that? You must be kind, considerate and helpful. This is especially important in the playground and in assemblies because younger children will learn the right choices from you. Make sure you're setting a good example by listening well, sitting properly and being a good friend. Good luck!

How amazed you'll be by the awesome trips in Year 2! Excitingly, you get to go on the London Eye and The Florence Nightingale Museum. Did you know that the London Eye is the largest Ferris wheel in Europe? Wow! You see fantastic views from the top and you get to watch a 4D movie afterwards.

Year 2 is full of interesting topics, like the Great Fire of London in history, materials in science and Charlie and the Chocolate Factory in English. Our materials topic this year was so exciting because we investigated how different materials can change shape including slime and goo. Can you believe it? You'll love it! I won't tell you about all the topics now or it will ruin the surprise but I think you'll enjoy them as much as I did.

My highlight of Year 2 was achieving my pen license in assembly. You'll have to learn all your joins and work hard on your handwriting if you want to earn your pen license like I did. My greatest challenge in Year 2 was learning the column method in maths. Don't worry if you find this challenging too because your new teacher will help you and in Year 2 we learn from our mistakes.

I hope you have a wonderful time in Year 2. Good luck!

From \_\_\_\_\_ (soon to be in Year 3)

**Resource 4B: Example planning format (letter to new teacher)**

**Audience: your new Year 3 teacher**

**Purpose: to inform and ask questions**

**Discuss with an adult and get them to write your answers in the boxes.**

Question prompts	Details (make notes)
<b>Who are you writing to?</b>	To my new teacher,
<b>Why are you writing?</b>	I am writing because I want to introduce myself and ask some questions.
<b>Introduce yourself</b> -What are your hobbies? -Who is in your family? -Who are your best friends? <i>Answer some of these questions.</i>	<hr/> <hr/> <hr/> <hr/> <hr/> <hr/> <hr/> <hr/> <hr/> <hr/>
<b>Excellent learner</b> -How are you an excellent learner in class? <i>Listen well? Don't give up? Like a challenge? Use your environment? Make Links? Don't stay stuck? Learn with others? Learn by yourself? Ask questions? Are not scared to make mistakes?</i> -Who do you work well with?	<hr/> <hr/> <hr/> <hr/> <hr/> <hr/> <hr/> <hr/> <hr/> <hr/>
<b>Favourite subject areas</b> -What is your favourite subject? Explain why you like it.	<hr/> <hr/> <hr/> <hr/> <hr/> <hr/> <hr/> <hr/> <hr/> <hr/>
<b>What do you find challenging?</b> -What do you want your teacher to know?  -What would you like their help with next year?	<hr/> <hr/> <hr/> <hr/> <hr/> <hr/> <hr/> <hr/> <hr/> <hr/>
<b>Questions</b> -What would you like to find out about Year 3? -What do you want to know about them?	<hr/> <hr/> <hr/> <hr/> <hr/> <hr/> <hr/> <hr/> <hr/> <hr/>
<b>Who is the letter from?</b>	From...

**Spellings: Words to Learn**

## Year 1 Words to learn


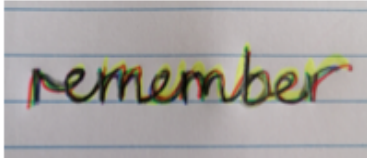


ask	full	little	people	today	<b>Monday</b>	zero	
asked	here	looked	pull	want	<b>Tuesday</b>	one	eleven
called	house	love	push	were	<b>Wednesday</b>	two	twelve
come	I'll	Mr	put	what	<b>Thursday</b>	three	thirteen
does	I'm	Mrs	says	when	<b>Friday</b>	four	fourteen
eye(s)	it's	once	school	where	<b>Saturday</b>	five	fifteen
friend		our	some	who	<b>Sunday</b>	six	sixteen
			their	why		seven	seventeen
			there	your		eight	eighteen
			these			nine	nineteen
						ten	twenty

## Year 2 Words to learn

again	dear	parents	warm	January	twenty
any	even	please	water	February	thirty
beautiful	every	pretty	were	March	forty
because	hour	sugar	whole	April	fifty
both	laugh	sure	which	May	sixty
busy	many	teacher	witch	June	seventy
child	money	towards	word	July	eighty
children	most		work	August	ninety
Christmas	only		world	September	hundred
clothes			write	October	
				November	
				December	



## Spelling Strategies

<p><b>Pyramid Writing</b></p> 	<p><b>Rainbow writing</b></p> <p>Write the word over and over again using different colours.</p> 	<p><b>Create a mnemonic</b></p> 
<p><b>Sound Buttons</b></p>  <p>**Note, this may not work for words you cannot 'sound out'</p>	<p><b>Underline the tricky part</b></p> <p>se<u>p</u>arate</p> <p>lib<u>r</u>ary</p> <p>na<u>u</u>ghty</p>	<p><b>Look, Say, Cover, Write, Check</b></p> <p><b>Look</b> at the word <b>Say</b> it out loud <b>Cover</b> it up <b>Write</b> it <b>Check</b> whether it is spelt correctly</p>