

## Writing: Year 2 – Summer 1 Week 2

	Day 1 Activity	Day 2 Activity	Day 3 Activity	Day 4 Activity	Day 5 Activity
<b>Writing</b>	<p>Watch/listen to today's whole class reading (link below).</p> <p>Plan a character description of Charlie Bucket. Draw a picture and make notes describing him in a mind map.</p> <p><b>Use the following questions to help you:</b></p> <ol style="list-style-type: none"> <li>1. What does Charlie look like?</li> <li>2. What does he wear?</li> <li>3. How does Charlie behave (consider his personality)?</li> <li>4. What does Charlie enjoy/like?</li> <li>5. What are his hopes and dreams?</li> <li>6. Who is in Charlie's family?</li> <li>7. What does his home look like?</li> </ol>	<p>Watch/listen to today's whole class reading (link below).</p> <p>Write a character description of Charlie Bucket.</p> <p><b>Remember to:</b></p> <ul style="list-style-type: none"> <li>- Use different sentence starters to hook your reader</li> <li>- Use descriptive noun phrases               <ul style="list-style-type: none"> <li>o <i>Noun</i>: a thing, a place, a person or an animal</li> <li>o <i>Adjective</i>: a describing word</li> <li>o <i>Noun phrase</i>: when we describe a noun.</li> </ul> </li> <li>- Use the possessive apostrophe</li> </ul>	<p>Watch/listen to today's whole class reading (link below).</p> <p>Today you are Mr Willy Wonka! Design an invitation to your Chocolate Factory.</p> <p><b>Use these questions to help you design the invitation:</b></p> <ol style="list-style-type: none"> <li>1. Who are you inviting?</li> <li>2. When should they come?</li> <li>3. Where should they go?</li> <li>4. What and who should they bring?</li> <li>5. Why should they come?</li> <li>6. What will they do?</li> </ol> <p>Make your invitation eye-catching and include the most important information about the event.</p>	<p>Watch/listen to today's whole class reading (link below).</p> <p>Write a letter to the finders of the golden tickets, inviting them to your factory.</p> <p><b>Remember to:</b></p> <ul style="list-style-type: none"> <li>- Use features of letter writing (start with 'Dear... and end with 'From...')</li> <li>- Use 'I' (you are Mr Wonka)</li> <li>- Use the key ideas/ information from your plan about the event</li> <li>- Explain and describe what they will do in the factory</li> <li>- Use future tense 'you will see...' (They haven't been to the factory yet!)</li> <li>- Explain why they will love it</li> <li>- Use exciting vocabulary (like Roald Dahl does!)</li> </ul>	<p>Listen to 6 of Charlie and the Chocolate Factory (from daily class reading) and answer the following questions in full sentences:</p> <ol style="list-style-type: none"> <li>1. What do you like about the start of the story? Give reasons.</li> <li>2. Why did Charlie 'treasure' his birthday chocolate like a bar of gold?</li> <li>3. Grandpa Joe describes Willy Wonka as 'a magician with chocolate'. Clarify what he means by this.</li> <li>4. Roald Dahl describes lots of inventions in chapter 2. Which one do you think sounds the best? Explain why.</li> <li>5. What do you predict will happen to Charlie in the story? Explain why.</li> <li>6. Do you think he'll be a good hero? Give reasons.</li> </ol> <p>Is Charlie similar to any other characters in a book you have read? Explain how.</p>
<b>Resources</b>	<p>Resource 1A</p> <p>Resource 1B (Support)</p>	<p><a href="#">Watch a grammar video here</a></p> <p>Resource 1B (Support)</p>	<p>Resource 3A (Support)</p>	<p>Resource 4A</p> <p>Resource 4B (Support)</p>	<p>Resource 5A (Support)</p>



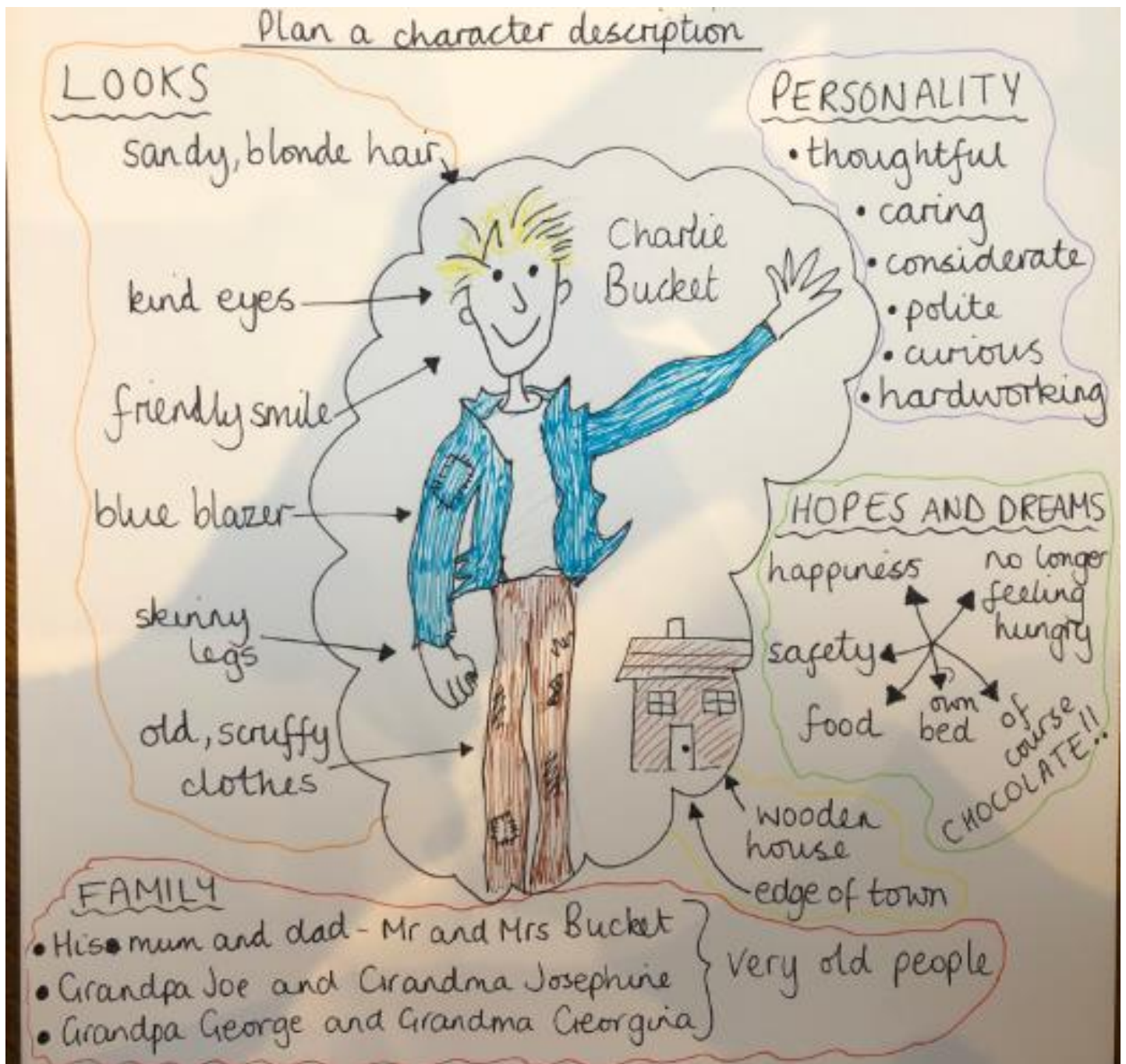
**Reading: Year 2 – Summer 1 Week 2**

		Day 1 Activity	Day 2 Activity	Day 3 Activity	Day 4 Activity	Day 5 Activity	
<b>Reading</b>	Whole class	<a href="#">Charlie and the Chocolate Factory – chapters 1 and 2</a>	<a href="#">Charlie and the Chocolate Factory – chapter 3</a>	<a href="#">Charlie and the Chocolate Factory – chapter 4</a>	<a href="#">Charlie and the Chocolate Factory – chapter 5</a>	<a href="#">Charlie and the Chocolate Factory – chapter 6</a>	
	Independent	*	<a href="#">Happy Easter Gus</a>	<a href="#">Happy Easter Gus</a>	<a href="#">The Crow and the Pitcher</a>	<a href="#">The Crow and the Pitcher</a>	<a href="#">The Spotted Beetle</a>
		**	<a href="#">Hansel and Gretel</a>	<a href="#">Hansel and Gretel</a>	<a href="#">Hansel and Gretel</a>	<a href="#">Hansel and Gretel</a>	<a href="#">Hansel and Gretel</a>
		***	<a href="#">Dirty Bertie: Fangs</a>	<a href="#">Dirty Bertie: Fangs</a>	<a href="#">Dirty Bertie: Fangs</a>	<a href="#">Dirty Bertie: Fangs</a>	<a href="#">Dirty Bertie: Fangs</a>
<b>Spelling</b>		Practice these words this week: bear, bare, bee, be, blew, blue	Practice these words this week: bear, bare, bee, be, blew, blue	Practice these words this week: bear, bare, bee, be, blew, blue	Practice these words this week: bear, bare, bee, be, blew, blue	Practice these words this week: bear, bare, bee, be, blew, blue	

Resource 3A: Finished? Practice some spellings from the list below. Use the ways from school that help you remember best. You can ask someone.



Resource 1A: Planning a character description plan



## Resource 1B

Draw a picture of Charlie Bucket and use the words in the box below to help you answer the questions .



### 1. What does Charlie look like?

He had \_\_\_\_\_

### 2. What does he wear?

Charlie wore \_\_\_\_\_

### 3. How does Charlie behave?

He was very \_\_\_\_\_

### 4. What does Charlie enjoy/like?

Charlie enjoys \_\_\_\_\_

### 5. What would he like in the future?

He would like \_\_\_\_\_

### 6. Who is in Charlie's family?

Charlie lives with \_\_\_\_\_

### 7. What does his home look like?

His home is \_\_\_\_\_

### Resource 3A

Today you are Mr Willy Wonka! Design an invitation to your Chocolate Factory. Answer the questions below to help you to include the important information.

1. Who are you inviting? <ul style="list-style-type: none"><li>• 5 children</li><li>• 5 lucky guests</li><li>• 5 special winners</li></ul>	
2. When should they come? <ul style="list-style-type: none"><li>• 1<sup>st</sup>, 2<sup>nd</sup> 3<sup>rd</sup>, 4<sup>th</sup>, 5<sup>th</sup>, 6<sup>th</sup>, 7<sup>th</sup>, 8<sup>th</sup>, 9<sup>th</sup>, 10<sup>th</sup>, 11<sup>th</sup>, 12<sup>th</sup>, 13<sup>th</sup>, 14<sup>th</sup></li><li>• January, February, March, April, May, June July, August, September, October, November, December</li></ul>	
3. Where should they go?	
4. What and who should they bring? <ul style="list-style-type: none"><li>• Responsible adult</li><li>• Golden ticket</li></ul>	
5. Why should they come? <ul style="list-style-type: none"><li>• No one has ever been allowed to visit before</li><li>• They will be given nough sweets for a lifetime</li></ul>	
6. What will they do? <ul style="list-style-type: none"><li>• Look around the incredible factory</li><li>• Taste lots of delicious chocolate</li><li>• Learn all the amazing secrets</li></ul>	

Remember to include all the important information from your answers above.

## **Resource 4A: Letter example**

**Audience: winners of the golden tickets**

**Purpose: to invite**

Dear Lucky Finder of the Golden Ticket,

I am writing to congratulate you on winning the trip of a lifetime to my wonderful chocolate factory! The grand tour will take place next Saturday and will start at nine o'clock sharp.

This experience will definitely be the best day of your life because inside my factory doors there are many wonders that have never been seen before. It's wonderful, it's dazzling and it's fantastic! Prepare to be filled with amazement and see things beyond your wildest imagination.

Inside the factory there will be many things to see and do. You will marvel at my brand new inventions like my delightful lickable wallpaper. What a treat it will be! You will also get to taste my brand new, creamy chocolate bars before anyone else in the world. All of your dreams will come true during this once in a lifetime experience!

Please remember to bring a responsible adult with you and make sure that you arrive on time. I am looking forward to meeting you. What a wonderful day it will be!

Yours sincerely,

Mr Willy Wonka

## **Resource 4B**

Use these questions and sentence starters to help you.

### **Who are you writing to?**

Dear \_\_\_\_\_

### **Why are you writing to them?**

I am writing to tell you that \_\_\_\_\_

### **When will they need to come?**

You will need to arrive on \_\_\_\_\_

### **Why should they come?**

This experience will be the best day of your life because \_\_\_\_\_

\_\_\_\_\_  
\_\_\_\_\_

### **What will they do?**

You will be able to \_\_\_\_\_

\_\_\_\_\_

### **What do they need to remember to bring?**

Please remember to \_\_\_\_\_

### **Who is the letter from?**

Yours sincerely,

\_\_\_\_\_

## **Resource 5A**

**Answer the following questions using the sentence starters to help you.**

**1. What do you like about the start of the story? Give reasons.**

At the start of the story I like \_\_\_\_\_

because \_\_\_\_\_

**2. Why did Charlie 'treasure' his birthday chocolate like a bar of gold?**

Charlie treasured his birthday chocolate like a bar of gold because \_\_\_\_\_

\_\_\_\_\_

**3. Grandpa Joe describes Willy Wonka as 'a magician with chocolate'. Clarify what he means by this.**

Grandpa Joe calls Willy Wonka a magician with chocolate because \_\_\_\_\_

\_\_\_\_\_

**4. Roald Dahl describes lots of inventions in chapter 2. Which one do you think sounds the best? Explain why.**

I think the \_\_\_\_\_ invention

sounds the best because \_\_\_\_\_

**5. What do you predict will happen to Charlie in the story? Explain why.**

I predict that \_\_\_\_\_

because \_\_\_\_\_

**6. Do you think he'll be a good hero? Give reasons.**

I **do/don't** think he'll be a good hero because \_\_\_\_\_

\_\_\_\_\_

**7. Is Charlie similar to any other characters in a book you have read? Explain how.**

Charlie is similar to \_\_\_\_\_

\_\_\_\_\_



## Spellings: Words to Learn



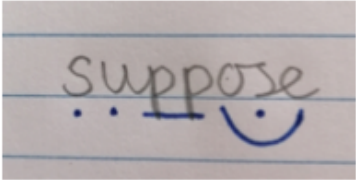
### Year 1 Words to learn

ask	full	little	people	today	<b>Monday</b>	zero	
asked	here	looked	pull	want	<b>Tuesday</b>	one	<i>eleven</i>
called	house	love	push	were	<b>Wednesday</b>	two	<i>twelve</i>
come	I'll	Mr	put	what	<b>Thursday</b>	three	<i>thirteen</i>
does	I'm	Mrs	says	when	<b>Friday</b>	four	<i>fourteen</i>
eye(s)	it's	once	school	where	<b>Saturday</b>	five	<i>fifteen</i>
friend		our	some	who	<b>Sunday</b>	six	<i>sixteen</i>
			their	why		seven	<i>seventeen</i>
			there	your		eight	<i>eighteen</i>
			these			nine	<i>nineteen</i>
						ten	<i>twenty</i>

### Year 2 Words to learn

again	dear	parents	warm	January	twenty
any	even	please	water	February	thirty
beautiful	every	pretty	were	March	forty
because	hour	sugar	whole	April	fifty
both	laugh	sure	which	May	sixty
busy	many	teacher	witch	June	seventy
child	money	towards	word	July	eighty
children	most		work	August	ninety
Christmas	only		world	September	hundred
clothes			write	October	
				November	
				December	

## Spelling Strategies

<p><b>Pyramid Writing</b></p> 	<p><b>Rainbow writing</b></p> <p>Write the word over and over again using different colours.</p> 	<p><b>Create a mnemonic</b></p> 
<p><b>Sound Buttons</b></p>  <p><b>**Note, this may not work for words you cannot 'sound out'</b></p>	<p><b>Underline the tricky part</b></p> <p>separ<u>a</u>te</p> <p>libr<u>a</u>ry</p> <p>naugh<u>t</u>y</p>	<p><b>Look, Say, Cover, Write, Check</b></p> <p><b>Look</b> at the word <b>Say</b> it out loud <b>Cover</b> it up <b>Write</b> it <b>Check</b> whether it is spelt correctly</p>