

Writing: Year 1 – Summer 2 Week 4

| | Day 1 Activity | Day 2 Activity | Day 3 Activity | Day 4 Activity | Day 5 Activity |
|-----------|---|---|--|---|--|
| Resources | <p>Write a persuasive letter</p> <p>Watch this video about how to write a persuasive letter to Greenpeace.</p> <p>Look at the letter example below (resource 5A)</p> <p>Use your plan from last week to write your own letter to Greenpeace.</p> <p>Remember to:</p> <ul style="list-style-type: none"> - Start with Dear Greenpeace - Say why you are writing the letter - Write 3 facts about gorillas or blue whales - Write in couplets - Say what you think Greenpeace should do. | <p>Plan a reply from Greenpeace</p> <p>Imagine you work for Greenpeace and you are replying to Emily's letter.</p> <p>Use the planning grid below (resource 2A) to plan your own letter from Greenpeace.</p> <p>Remember to:</p> <ul style="list-style-type: none"> - Say why you are writing - Give 3 reasons for why the animal cannot be a gorilla or blue whale - Say what animal you think it is - Say who the letter is from | <p>Write a reply from Greenpeace</p> <p>Watch this video to see an example of a reply from Greenpeace.</p> <p>Use your plan from yesterday to write your own letter to Emily from Greenpeace.</p> <p>Remember to:</p> <ul style="list-style-type: none"> - Start with Dear Emily - Say why you are writing - Give 3 reasons for why the animal cannot be a gorilla or blue whale - Write in couplets - Say what animal you think it is - Write 'yours sincerely' | <p>Read your letters aloud</p> <p>Read one or both of your letters out loud to your family.</p> <p>Remember to:</p> <ul style="list-style-type: none"> - Speak clearly - Add expression - Face the audience | <p>Publish your letter</p> <p>Publish one or both of your letters you have written this week.</p> <p>Remember to:</p> <ul style="list-style-type: none"> - Write neatly and clearly - Form your letters correctly - Draw pictures to decorate your letters |
| | <p>Video - Persuasive letter example</p> <p>Video - couplets</p> <p>Resource 1A – written letter example</p> | <p>Resource 2A – planning grid</p> | <p>Video – letter from Greenpeace</p> <p>Video - couplets</p> <p>Resource 3A - example reply from Greenpeace</p> | | |



Reading: Year 1 – Summer 2 Week 4

| | | Day 1 Activity | Day 2 Activity | Day 3 Activity | Day 4 Activity | Day 5 Activity |
|--|--------------------|--|--------------------------------------|---|--------------------------------|--|
| R e a d i n g i n d e p e n d e n t | Who le class | Triangle | The Koala who Could | The Magic Finger - part 3 | Space Tortoise | My goat and I wish I were a fish |
| | Pho nics | Revision Phonics play - Username: march20 Password: home Log into Phonics Play and practise reading Phase 5 sounds using the various games and interactive resources. | | | | |
| | * | Puss in Boots | Pet Costume Party | | | The Treasure Map |
| | * | Do all bugs have wings? | A Masked Mob Mystery | The Tricky Tooth | | |
| | * | The Grunt and the Grouch: Beastly Feast! | | | | How the Leopard got his Spots |
| Spelling | | Challenge! Choose 5 more words that you find tricky from the Year 1 list and practise spelling those too. | | | | |



Resource 1A – letter example

Persuasive letter to Greenpeace

Dear Greenpeace,

I am writing this letter to tell you that there is a gorilla living in my garden.

I know it must be a gorilla because it is enormous. Gorillas are one of the biggest mammals on earth. Yesterday I saw it sitting underneath the tree and eating leaves from plants. It was using its sharp teeth to chew the leaves. Finally I know it must be a gorilla because it makes lots of different calls and noises. Sometimes they are short and sound like a dog barking!

I think you should help me return the gorilla to its rainforest home.

Love,

Emily



Resource 2A – planning grid

| | |
|--|----------------------------------|
| Who are you writing the letter to? | |
| Why are you writing the letter? | |
| 3 reasons why the animal must NOT be a gorilla (e.g. gorillas are too big) Can you use some expert words? | 1. _____ 2. _____ 3. _____ |
| What animal do you think it is? | |
| Who is the letter from? | |

Resource 3A – Reply from Greenpeace

Dear Emily,

Thank you for your letter.

I am going to tell you why the animal in your garden is not a gorilla.

Gorillas are the largest primates in the world and would not fit in your garden. They are too big and heavy. You live in London. Gorillas live in the bamboo forests of Africa! Finally, you said that the gorilla was eating leaves. Gorillas can eat all day long and would eat your whole garden and still be hungry!

I'm sorry to disappoint you. I think it is a very large cat.

Yours sincerely,

Greenpeace

Spelling Words to help with your writing

Reception Words to learn

| | | | | | | | |
|------------|-----------|------------|-------------|-------------|-------------|------------|-------------|
| a | at | go | is | in | my | she | they |
| all | be | he | has | it | no | so | you |
| and | by | her | have | like | of | to | was |
| are | do | his | I | me | said | the | we |

Tricky words (bold)

Tricky= Cannot be spelt correctly using the usual representation of sound
eg '**is**' will be pronounced but not spelt '**iz**'


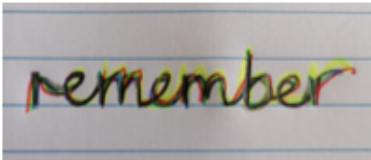


Year 1 Words to learn

| | | | | | | | |
|--------|-------|--------|--------|-------|------------------|-------|-----------|
| ask | full | little | people | today | Monday | zero | |
| asked | here | looked | pull | want | Tuesday | one | eleven |
| called | house | love | push | were | Wednesday | two | twelve |
| come | I'll | Mr | put | what | Thursday | three | thirteen |
| does | I'm | Mrs | says | when | Friday | four | fourteen |
| eye(s) | it's | once | school | where | Saturday | five | fifteen |
| friend | | our | some | who | Sunday | six | sixteen |
| | | | their | why | | seven | seventeen |
| | | | there | your | | eight | eighteen |
| | | | these | | | nine | nineteen |
| | | | | | | ten | twenty |

Year 2 Words to learn

| | | | | | |
|-----------|-------|---------|-------|-----------|---------|
| again | dear | parents | warm | January | twenty |
| any | even | please | water | February | thirty |
| beautiful | every | pretty | were | March | forty |
| because | hour | sugar | whole | April | fifty |
| both | laugh | sure | which | May | sixty |
| busy | many | teacher | witch | June | seventy |
| child | money | towards | word | July | eighty |
| children | most | | work | August | ninety |
| Christmas | only | | world | September | hundred |
| clothes | | | write | October | |
| | | | | November | |
| | | | | December | |

Spelling Strategies

| | | |
|--|--|--|
| <p>Pyramid Writing</p>  | <p>Rainbow writing</p> <p>Write the word over and over again using different colours.</p>  | <p>Create a mnemonic</p>  |
| <p>Sound Buttons</p>  <p>**Note, this may not work for words you cannot 'sound out'</p> | <p>Underline the tricky part</p> <p>se<u>p</u>arate</p> <p>lib<u>r</u>ary</p> <p>na<u>u</u>ghty</p> | <p>Look, Say, Cover, Write, Check</p> <p>Look at the word Say it out loud Cover it up Write it Check whether it is spelt correctly</p> |

