

## Writing: Year 1 – Summer 2 Week 2

	Day 1 Activity	Day 2 Activity	Day 3 Activity	Day 4 Activity	Day 5 Activity
<b>W r i t i n g</b>	<p><b>Read poetry</b></p> <p><b>Watch</b> these poetry videos - <a href="#">how to write a poem</a>, <a href="#">free verse poetry</a> and <a href="#">do poems have to rhyme?</a></p> <p><b>Read</b> the free verse poems below (resource 1A).</p> <p>Answer these questions about <b>one</b> of the poems:</p> <ol style="list-style-type: none"> <li>Which of the words are adjectives?</li> <li>Can you find any words or phrases which are repeated?</li> <li>Can you find any rhyming words?</li> <li>Are there any words you don't understand? Write these down and ask a grown up to help you understand (clarify) what the word means.</li> <li>Which is your favourite free verse poem? Why?</li> </ol>	<p><b>Plan a poem</b></p> <p>Choose from one of the pictures below (resource 2A).</p> <p>Use the planning sheet below (resource 2B) to <b>plan</b> a poem about the picture you have chosen.</p> <p>Remember to:</p> <ul style="list-style-type: none"> <li>- Use adjectives to describe the picture</li> <li>- Write details about the place (what does it look like, what sounds would you hear, who goes there, what people do there)</li> <li>- Write ideas in words, not full sentences.</li> </ul>	<p><b>Write a poem</b></p> <p>Read the poems below (resource 3A). Which of the words or sentences are repeated?</p> <p>Watch this <a href="#">video</a> of how to use your plan to write a repetitive poem.</p> <p>Look at your planning sheet from yesterday.</p> <p><b>Write</b> your own poem about the picture you have chosen.</p> <p>Remember to:</p> <ul style="list-style-type: none"> <li>- Use the ideas from your plan</li> <li>- Repeat one sentence or word</li> <li>- Be creative with your ideas!</li> </ul>	<p><b>Perform your poem</b></p> <p>Watch this <a href="#">video</a> about how to perform poetry</p> <p>Re-read your poem from yesterday. Practise reading it out loud.</p> <p>Remember to:</p> <ul style="list-style-type: none"> <li>- Face the audience</li> <li>- Speak clearly and loudly</li> <li>- Add actions and expression</li> </ul>	<p><b>Publish your poem</b></p> <p><b>Publish</b> your poem from yesterday.</p> <p>Remember to:</p> <ul style="list-style-type: none"> <li>- Write neatly and clearly</li> <li>- Form your letters correctly</li> <li>- Add pictures to decorate your poem</li> </ul>
	<b>R e s o u r c e s</b>	<p>Resource 1A – examples of free verse</p> <p>Videos - <a href="#">How to write a poem</a> <a href="#">Features of free verse poetry</a> <a href="#">Do poems have to rhyme?</a></p>	<p>Resource 2A – pictures</p> <p>Resource 2B – planning sheet</p>	<p>Resource 3A – poems with repetition</p> <p>Video – <a href="#">using a plan to write a poem</a></p>	<p>Video - <a href="#">how to perform poetry</a>, with Joseph Coelho</p>



## Reading: Year 1 – Summer 2 Week 2

		Day 1 Activity	Day 2 Activity	Day 3 Activity	Day 4 Activity	Day 5 Activity	
Reading	Whole class	<a href="#">The squirrel who squabbled</a>	<a href="#">The Magic finger - part 1</a>	<a href="#">Pass it On</a>	<a href="#">Wonderbird</a>	<a href="#">Mum won't let me keep a rabbit</a>	
	Phonics	Go to <a href="#">Phonics Play</a> and login using: <b>Username: march20</b> <b>Password: home</b>  Click on Phase 5 then select <b>Reading Robot</b> to practise reading Phase 5 words.	Go to <a href="#">Phonics Play</a> and login using: <b>Username: march20</b> <b>Password: home</b>  Click on Phase 5 then select <b>Sentence Substitution</b> to practise reading sentences.	Go to <a href="#">Phonics Play</a> and login using: <b>Username: march20</b> <b>Password: home</b>  Select <b>Flashcards time challenge</b> to practise phase 5 sounds. Click on 'Phase 5A'	Go to <a href="#">Phonics Play</a> and login using: <b>Username: march20</b> <b>Password: home</b>  Select <b>Picnic on Pluto</b> to read words with phase 5 graphemes. Click on 'revise all phase 5'	Go to <a href="#">Phonics Play</a> and login using: <b>Username: march20</b> <b>Password: home</b>  Select <b>Buried treasure</b> to read words with phase 5 graphemes. Click on 'revise all phase 5'	
	Independent	*	<a href="#">Max and Buddy go to the vet</a>	<a href="#">Moopy on the Beach</a>			<a href="#">Max's Fun Day</a>
		**	<a href="#">A Cheeky Chiller</a>	<a href="#">The Truth About Dragons</a>	<a href="#">Tide Pool Trouble</a>		<a href="#">The Scary Slopes</a>
		** *	<a href="#">Dirty Bertie - Germs!</a>				<a href="#">Disgusting Animals</a>
	<b>Spelling</b>		<p><b>Revision</b> Choose 5 words that you find tricky from the <a href="#">Year 1 list</a> and practise spelling these using the school strategies.</p>				



Resource 1A – free verse poems



3rd  
FOX

After dark  
when the cars park  
and the streets are quiet  
Fox comes  
loping calmly over the wall.

He strolls  
along the pavement  
and  
across the road  
with his long nose,  
sharp ears  
and his feathery brush of a tail,  
flows like water through the shadows and hard  
spaces.

He goes alone.  
This is his place  
these trails of smells,  
the bins and bags that are his pickings  
the yards and parks,  
back alleys and the hollows under cars.

If we pass by he turns and with one look  
reminds us  
that we've only borrowed it.

*Kathy Henderson*



22<sup>nd</sup>

THE AUTUMN LEAVES

In autumn  
the trees wave in the wind  
and the leaves come tumbling  
down,  
down,  
down,  
down.


Here they come,  
hundreds and thousands of leaves  
in yellow, red,  
hazel,  
gold  
and  
chocolate brown.

*Wes Magee*

6<sup>th</sup>

Blow, breezes, blow!  
Flow, rivers, flow!  
Shine, sun, shine!  
And grow, flowers, grow.

*Anonymous*



12<sup>th</sup>

## LITTLE FISH

The tiny fish enjoy themselves  
in the sea.  
Quick little splinters of life,  
their little lives are fun to them  
in the sea.

*D. H. Lawrence*



Resource 3A - poems with repetition

25<sup>th</sup>

I WENT UP  
THE HIGH HILL

I went up the high hill,  
There I saw a climbing goat;  
I went down by the running rill,  
There I saw a ragged sheep;  
I went out to the roaring sea,  
There I saw a tossing boat;  
I went under the green tree,  
There I saw two doves asleep.

*Anonymous*

8<sup>th</sup>

BUSY BUGS

*Out in the garden  
look down low  
see all the busy bugs  
come and go*

Wiggly bugs  
that can't keep still

Tiny bugs  
that build a hill

Shiny bugs  
that feed on leaves

Spotty bugs  
that climb up trees

*Out in the garden . . .*

Noisy bugs  
that live in grass

Bouncy bugs  
that move so fast

Crawly bugs  
that hide in sand

Tickly bugs  
that like your hand!

*Out in the garden . . .*

*James Carter*

**Resource 2A – pictures**



**Resource 2B – planning your free verse poem**

<b>Name of place:</b>	
What does it look like?	
What sounds do you hear there?	
Who goes there? What do people do there?	
Any other details and descriptions	

**Spelling Words to help with your writing**

## Reception Words to learn

a	at	<b>go</b>	<b>is</b>	in	<b>my</b>	<b>she</b>	<b>they</b>
<b>all</b>	<b>be</b>	<b>he</b>	<b>has</b>	it	<b>no</b>	<b>so</b>	<b>you</b>
and	<b>by</b>	her	<b>have</b>	<b>like</b>	<b>of</b>	<b>to</b>	<b>was</b>
<b>are</b>	<b>do</b>	<b>his</b>	<b>I</b>	<b>me</b>	<b>said</b>	<b>the</b>	<b>we</b>

### Tricky words (bold)

Tricky= Cannot be spelt correctly using the usual representation of sound  
eg '**is**' will be pronounced but not spelt '**iz**'

## Year 1 Words to learn


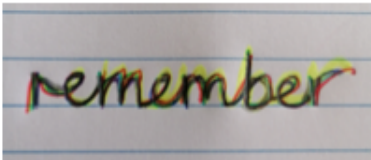


ask	full	little	people	today	<b>Monday</b>	zero	
asked	here	looked	pull	want	<b>Tuesday</b>	one	eleven
called	house	love	push	were	<b>Wednesday</b>	two	twelve
come	I'll	Mr	put	what	<b>Thursday</b>	three	thirteen
does	I'm	Mrs	says	when	<b>Friday</b>	four	fourteen
eye(s)	it's	once	school	where	<b>Saturday</b>	five	fifteen
friend		our	some	who	<b>Sunday</b>	six	sixteen
			their	why		seven	seventeen
			there	your		eight	eighteen
			these			nine	nineteen
						ten	twenty



## Year 2 Words to learn

again	dear	parents	warm	January	twenty
any	even	please	water	February	thirty
beautiful	every	pretty	were	March	forty
because	hour	sugar	whole	April	fifty
both	laugh	sure	which	May	sixty
busy	many	teacher	witch	June	seventy
child	money	towards	word	July	eighty
children	most		work	August	ninety
Christmas	only		world	September	hundred
clothes			write	October	
				November	
				December	

## Spelling Strategies

<p><b>Pyramid Writing</b></p> 	<p><b>Rainbow writing</b></p> <p>Write the word over and over again using different colours.</p> 	<p><b>Create a mnemonic</b></p> 
<p><b>Sound Buttons</b></p>  <p><b>**Note, this may not work for words you cannot 'sound out'</b></p>	<p><b>Underline the tricky part</b></p> <p>se<u>p</u>arate</p> <p>lib<u>r</u>ary</p> <p>na<u>u</u>ghty</p>	<p><b>Look, Say, Cover, Write, Check</b></p> <p><b>Look</b> at the word <b>Say</b> it out loud <b>Cover</b> it up <b>Write</b> it <b>Check</b> whether it is spelt correctly</p>

