

## Writing: Year 1 – Summer 2 Week 1

	Day 1 Activity	Day 2 Activity	Day 3 Activity	Day 4 Activity	Day 5 Activity
<b>W r i t i n g</b>	<b>Read riddles</b>  Watch this <a href="#">video</a> about riddles.  Read the riddles below (resource 1A).  Answer these questions: <ul style="list-style-type: none"> <li>- Which of the words are adjectives?</li> <li>- Are there any words you don't understand? Write these down and ask a grown up to help you understand (clarify) what the word means.</li> <li>- Which is your favourite riddle? Why?</li> </ul>	<b>Plan a riddle</b>  Choose your favourite animal. Use the planning sheet below (resource 2A) to plan a riddle about the animal.  Remember to: <ul style="list-style-type: none"> <li>- Use adjectives to describe the animal</li> <li>- Write details about the animal (what it looks like, where it lives, how it moves)</li> <li>- Write in words, not full sentences.</li> </ul>	<b>Write a riddle</b>  Look at your planning sheet from yesterday.  Watch this <a href="#">video</a> to see Mrs Coles example of how to write a riddle.  Write your own riddle about your animal.  Remember to: <ul style="list-style-type: none"> <li>- Use adjectives to describe the animal</li> <li>- Write details about the animal (what it looks like, where it lives, how it moves)</li> </ul>	<b>Perform your riddle</b>  Re-read your riddle from yesterday. Practise reading your riddle out loud.  Remember to: <ul style="list-style-type: none"> <li>- Face the audience</li> <li>- Speak clearly and loudly</li> <li>- Add actions and expression</li> </ul>	<b>Publish your riddle</b>  Publish your riddle.  Remember to: <ul style="list-style-type: none"> <li>- Write neatly and clearly</li> <li>- Form your letters correctly</li> <li>- Add pictures to decorate your riddle</li> </ul>
	<b>R e s o u r c e s</b>  <a href="#">Riddles video</a>  Resource 1A – riddles examples	Resource 2A – planning sheet	<a href="#">Video</a> – writing a riddle Recourse 3A		Resource 5A



## Reading: Year 1 – Summer 2 Week 1

		Day 1 Activity	Day 2 Activity	Day 3 Activity	Day 4 Activity	Day 5 Activity	
Reading	Who le class		<a href="#">Jump In!</a>	<a href="#">Oh No George</a>	<a href="#">The Everywhere Bear</a>	<a href="#">Greta and the Giants</a>	<a href="#">Dad and the cat and the tree</a>
	Pho nics		Go to <a href="#">Phonics Play</a> and login using: <b>Username: march20</b> <b>Password: home</b>  Select Cheeky Chimps to read words with the 'ie' grapheme, remember the phoneme might be different. Click on 'ie'.	Go to <a href="#">Phonics Play</a> and login using: <b>Username: march20</b> <b>Password: home</b>  Select Acorn Adventures to read words with the 'i' grapheme, remember the phoneme might be different. Click on 'i'.	Go to <a href="#">Phonics Play</a> and login using: <b>Username: march20</b> <b>Password: home</b>  Select Flashcards time challenge to practise phase 5 sounds. Click on 'Phase 5A'	Go to <a href="#">Phonics Play</a> and login using: <b>Username: march20</b> <b>Password: home</b>  Select Picnic on Pluto to read words with phase 5 graphemes. Click on 'revise all phase 5'	Go to <a href="#">Phonics Play</a> and login using: <b>Username: march20</b> <b>Password: home</b>  Select Buried treasure to read words with phase 5 graphemes. Click on 'revise all phase 5'
	I n d e p e n d e n t	*	<a href="#">Three Claws in the City</a>			<a href="#">Mind Knots - A book of riddles</a>	
		*	<a href="#">A Cool Caper</a>		<a href="#">The Truth About Fairies</a>		<a href="#">A Cool Caper</a>
		*	<a href="#">The Elephant Dancer</a>				
Spelling		<b>Revision</b> Choose 5 words that you find tricky from the <a href="#">Year 1 list</a> and practise spelling these using the school strategies.					



## Resource 1A – examples of riddles

### LION

I am meat-licker,  
bone-cruncher,  
big-meower.

I cat-walk with pride.

My mane is a hairdo of envy.

My roar is a rumble of mountains.

My claws, a savannah of pain.

### FROG

I leap, I croak

I am the friend of witches.

I hop, I leap

I'm often found in ditches,

in ponds,

in lakes

and even under logs,

some say I'm green and warty

but I'm a smooth, jewel-skinned frog.



A stylized illustration of a Sparrow, showing its head, beak, and a portion of its wing and tail feathers in shades of blue and green.

# SPARROW

Me tweet. Me hop.

Me peck!

Peck, peck peck.

Me ruffle feather – dust bath.

Me flee.

Me swoop and dive.

Me tweet and chirp  
and peck, peck, peck.

A stylized illustration of an Ant, showing its head, antennae, and legs in shades of blue and green. The ant is positioned near a large, stylized leaf or flower with yellow and white patterns.

# ANT

I'm so small.

I'm sooooo small.

I'm soooooooooo very teeny, tiny small.

But I am MANY.

I am colony.

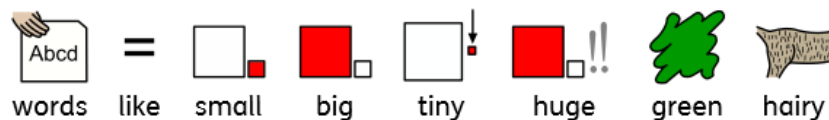
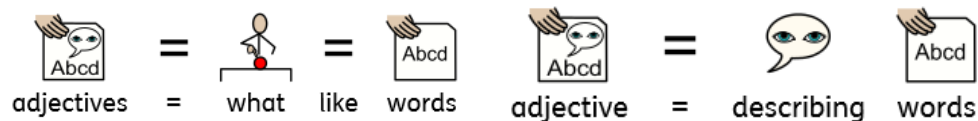
I am jaw and acid spit and attack and bite  
and weight lifter,

I am Red and Black and Fire and Crazy and Bullet.



## Resource 1B

### - Which of the words are adjectives?



\_\_\_\_\_, \_\_\_\_\_ and \_\_\_\_\_ are all adjectives.

### - Are there any words you don't understand? Write these down and ask a grown up to help you understand (clarify) what the word means.

I do not know what these words mean:

- \_\_\_\_\_
- \_\_\_\_\_
- \_\_\_\_\_

### - Which is your favourite riddle? Why?



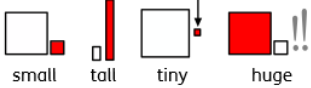
My favourite riddle is \_\_\_\_\_ because \_\_\_\_\_

\_\_\_\_\_

## Resource 2A - Plan your riddle

Name of animal:

### What does it look like?



### Where does it live?



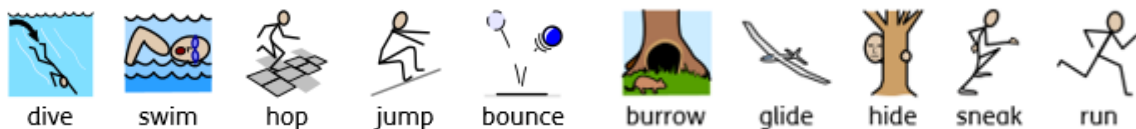
### How does it move?



### Any other details?



**Resource 3A** Use the word banks and sentence starters to help you

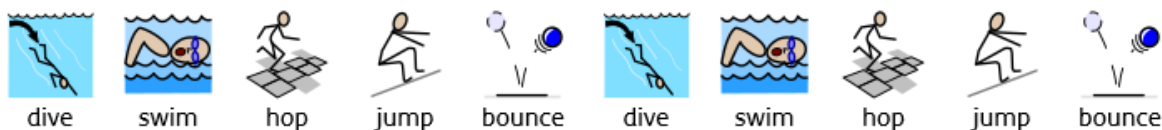


| \_\_\_\_\_ | \_\_\_\_\_



You can find me in \_\_\_\_\_

In \_\_\_\_\_ in \_\_\_\_\_





| \_\_\_\_\_ | \_\_\_\_\_

\_\_\_\_\_ are my friends



I am a \_\_\_\_\_ and \_\_\_\_\_

[illegible]

## Spelling Words to help with your writing

### Reception Words to learn

a	at	<b>go</b>	<b>is</b>	in	<b>my</b>	<b>she</b>	<b>they</b>
<b>all</b>	<b>be</b>	<b>he</b>	<b>has</b>	it	<b>no</b>	<b>so</b>	<b>you</b>
and	<b>by</b>	her	<b>have</b>	<b>like</b>	<b>of</b>	<b>to</b>	<b>was</b>
<b>are</b>	<b>do</b>	<b>his</b>	I	<b>me</b>	<b>said</b>	<b>the</b>	<b>we</b>

### Tricky words (bold)

Tricky= Cannot be spelt correctly using the usual representation of sound  
eg '**is**' will be pronounced but not spelt '**iz**'


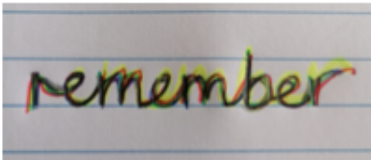


### Year 1 Words to learn

ask	full	little	people	today	<b>Monday</b>	zero	
asked	here	looked	pull	want	<b>Tuesday</b>	one	eleven
called	house	love	push	were	<b>Wednesday</b>	two	twelve
come	I'll	Mr	put	what	<b>Thursday</b>	three	thirteen
does	I'm	Mrs	says	when	<b>Friday</b>	four	fourteen
eye(s)	it's	once	school	where	<b>Saturday</b>	five	fifteen
friend		our	some	who	<b>Sunday</b>	six	sixteen
			their	why		seven	seventeen
			there	your		eight	eighteen
			these			nine	nineteen
						ten	twenty

## Year 2 Words to learn

again	dear	parents	warm	January	twenty
any	even	please	water	February	thirty
beautiful	every	pretty	were	March	forty
because	hour	sugar	whole	April	fifty
both	laugh	sure	which	May	sixty
busy	many	teacher	witch	June	seventy
child	money	towards	word	July	eighty
children	most		work	August	ninety
Christmas	only		world	September	hundred
clothes			write	October	
				November	
				December	

## Spelling Strategies

<p><b>Pyramid Writing</b></p> 	<p><b>Rainbow writing</b></p> <p>Write the word over and over again using different colours.</p> 	<p><b>Create a mnemonic</b></p> 
<p><b>Sound Buttons</b></p>  <p><b>**Note, this may not work for words you cannot 'sound out'</b></p>	<p><b>Underline the tricky part</b></p> <p>se<u>p</u>arate</p> <p>lib<u>r</u>ary</p> <p>na<u>ugh</u>ty</p>	<p><b>Look, Say, Cover, Write, Check</b></p> <p><b>Look</b> at the word  <b>Say</b> it out loud  <b>Cover</b> it up  <b>Write</b> it  <b>Check</b> whether it is spelt correctly</p>

