

## Writing: Year 1 – Summer 1 Week 5

	Day 1 Activity	Day 2 Activity	Day 3 Activity	Day 4 Activity	Day 5 Activity
<b>W r i t i n g</b>	<p><b>Plan a story</b></p> <p>This week you are going to write your own adventure story.</p> <p>Listen to these stories:  <a href="#">George and the Dragon</a>  <a href="#">George the Dragon and the Princess</a>  <a href="#">The Paper Bag Princess</a>  <a href="#">The Worst Princess</a></p> <p>Now think about your own story.</p> <ul style="list-style-type: none"> <li>- Draw and label a setting.</li> <li>- Draw and label a hero.</li> <li>- Draw and label a villain.</li> <li>- Draw a problem and resolution.</li> </ul> <p>Use the grid below to help you.</p>	<p><b>Write in couplets</b></p> <p>Watch this <a href="#">video</a>.</p> <p>There are some pictures of the characters and events from our stories (Resource 2A). Write a couplet to describe each picture.</p> <p>Remember to:</p> <ul style="list-style-type: none"> <li>- Say your idea out loud.</li> <li>- Write your first sentence and chose a part to add detail to in the second.</li> <li>- Write your second sentence</li> <li>- Use capital letters at the beginning and full stops at the end of your sentences.</li> <li>- Read back your sentences.</li> </ul>	<p><b>Write a story</b></p> <p>Look at your plan from Day 1. Use your plan to help you write your story.</p> <p>Remember to describe:</p> <ul style="list-style-type: none"> <li>- Where your story is set.</li> <li>- Who your characters are.</li> <li>- What the problem is.</li> <li>- What the resolution is.</li> <li>- How the story ends.</li> </ul> <p>Watch this <a href="#">video</a> to see how Miss Baker thought about her writing.</p> <p>Read Miss Baker's adventure story (Resource 3A). There are some words alongside it that you might want to use in your story.</p>	<p><b>Read your story aloud</b></p> <p>Read your story out loud to some of the other people in your house.</p> <p>Remember to:</p> <ul style="list-style-type: none"> <li>- Face your audience</li> <li>- Speak loudly and clearly</li> </ul> <p>Challenge - Try to add expression to show how the characters were feeling.</p>	<p><b>Answer questions about a story</b></p> <p>Watch and listen to <a href="#">The Worst Princess</a></p> <p>Answer these questions in full sentences:</p> <ol style="list-style-type: none"> <li>1- What did the Princess do to prepare for a prince coming?</li> <li>2- Do you think that Princess Sue is happy about staying inside and wearing pretty dresses?</li> <li>3- How do you know?</li> <li>4- What do you think "That pesky prince is giving me grief." means?</li> <li>5- Which other story that you've listened to does this remind you of?</li> <li>6- What similarities (things that are the same) have you found between the two?</li> </ol>
<b>R e s o u r c e s</b>	Resource 1A	Resource 2A	Resource 3A		





















Reading: Year 1 – Summer 1 Week 5

		Day 1 Activity	Day 2 Activity	Day 3 Activity	Day 4 Activity	Day 5 Activity	
Reading	Whole class	Listen to <a href="#">The Hope-o-potamus</a>	Listen to <a href="#">The Dark</a>	Listen to <a href="#">Hairy Maclairy's Bone</a>	Listen to <a href="#">The Way Back Home</a>	Listen to <a href="#">On the Ning Nang Nong</a>	
	Phonics	Go to <a href="#">Phonics Play</a> and login using: <b>Username: march20</b> <b>Password: home</b> Select Cheeky Chimps to read words with the 'ea' grapheme, remember the phoneme might be different. Click on 'ea'.	Go to <a href="#">Phonics Play</a> and login using: <b>Username: march20</b> <b>Password: home</b> Select Acorn Adventures to read words with the 'ey' grapheme, remember the phoneme might be different. Click on 'ey'.	Go to <a href="#">Phonics Play</a> and login using: <b>Username: march20</b> <b>Password: home</b> Select Cheeky Chimps to read words with the 'ie' grapheme, remember the phoneme might be different. Click on 'ie'.	Go to <a href="#">Phonics Play</a> and login using: <b>Username: march20</b> <b>Password: home</b> Select Acorn Adventures to read words with the 'ow' grapheme, remember the phoneme might be different. Click on 'ow'.	Go to <a href="#">Phonics Play</a> and login using: <b>Username: march20</b> <b>Password: home</b> Select Cheeky Chimps to read words with the 'y' grapheme, remember the phoneme might be different. Click on 'y'.	
	Independent	*	<a href="#">Skate Trick: A Robot and Rico Story</a>			<a href="#">The Crazy Clues</a>	
		*	<a href="#">The Noisy Night</a>		<a href="#">The Guessing Game</a>		<a href="#">More Funny Knock-Knock Jokes</a>
		*					
		*	<a href="#">The Zoo with the Empty Cage</a>				
		<p>Words to learn – I'm, I'll, it's - watch this <a href="#">video</a> to learn a bit more about these words Practise spelling these using the school strategies below. Challenge! Choose 5 more words that you find tricky from the <a href="#">Year 1 spelling list</a> and practise spelling those too.</p>					



Resource 1A – **Plan your story**

<p><b>Beginning</b></p>	<p>What is your setting like?</p>  <p>forest</p>  <p>castle</p>  <p>palace</p>  <p>mountain</p>	<p>Who is your hero?</p>  <p>princess</p>  <p>prince</p>  <p>mouse</p>	<p>Who is your villain?</p>  <p>dragon</p>  <p>monster</p>
<p><b>Problem</b></p> <p>What problem does the hero have to solve?</p>  <p>captured</p>  <p>stolen</p>  <p>trapped</p>			
<p><b>Resolution</b></p> <p>How does the hero defeat the villain?</p>  <p>tricked</p>  <p>scared</p>  <p>captured</p>			
<p><b>Ending</b></p> <p>How do the characters celebrate or live happily ever after?</p>  <p>party</p>  <p>feast</p>  <p>dancing</p>			

Resource 2A – Pictures for couplet writing

1




2



3



4



**Resource 2B Support** - Write a sentence to add detail to the circled word.



George was very **greedy**.

He \_\_\_\_\_

\_\_\_\_\_



The **princess** was slumped on a green chair.

She was feeling \_\_\_\_\_

\_\_\_\_\_



The dragon was huge and **terrifying**.

He had \_\_\_\_\_


\_\_\_\_\_



The **dragon** was laying on the hard ground.

He was \_\_\_\_\_

\_\_\_\_\_



### Resource 3A- **Miss Baker's story**

Once upon a time in the snow topped mountains there lived a princess called Millie. She lived in a castle. The castle was old and made of crumbling stone. It had high turrets and walls to keep any dangerous beasts out. The castle was surrounded by mountains and forests. The mountains reached as high as the fluffy clouds.

One day, Princess Millie decided to take a walk around the castle walls. She heard a moaning and groaning sound coming from the rocky forest. It sounded like someone or something was in a lot of pain. She ran back inside and grabbed her brother's sword and raced towards the forest. The sword was heavy for Princess Millie but she wanted to stay safe in case she met any terrible creatures on her way.

The princess ran into the forest as fast as she could, travelling over crumbling paths and rushing past snow-covered branches. As she ran the moaning and groaning got louder and louder and she could see a cave in the distance. The cave looked very deep and dark. It had large puffs of smoke coming out of it. Princess Millie crept into the cave with her brother's sword. She was frightened about what she might see. She walked past an enormous boulder and she saw something very sad. In the middle of the deep cave was a great green dragon lying on the floor. It was moaning and looking sad.

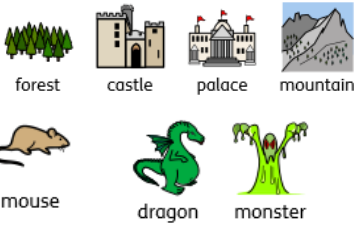
The dragon looked at Millie. Millie looked at the dragon. They both screamed in terror!

The dragon was limping and Millie could see a knight's helmet stuck in his paw. Princess Millie thought for a second and came up with a plan. She told the dragon that if he protected her and her people from the terrible beasts then she would help him with his paw. The dragon thought about it. He really needed help and he quite liked protecting people.

Princess Millie got the sharp helmet out of his paw and bandaged the dragon up with her scarf. The scarf was pink and sparkly and had been a present from the queen for Millie's birthday. The dragon smiled at her kindly. His smile showed all of his terrible teeth.

Princess Millie and the dragon walked back to the castle. It took them quite a long time to walk because he was still limping. When they got to her kingdom, Millie gave the dragon a cave just outside the castle walls. She gave him everything he ever needed. He had delicious meat to eat every day. Princess Millie went to see him for a chat whenever she wasn't too busy with her princess jobs.

**Beginning**



Once upon a time in the \_\_\_\_\_  
 There lived a \_\_\_\_\_  
 \_\_\_\_\_  
 Close by there lived a \_\_\_\_\_  
 \_\_\_\_\_

**Problem**



One day \_\_\_\_\_  
 \_\_\_\_\_  
 The evil \_\_\_\_\_  
 \_\_\_\_\_

**Resolution**



Suddenly \_\_\_\_\_  
 \_\_\_\_\_  
 Next \_\_\_\_\_  
 \_\_\_\_\_

**Ending**




Finally they all \_\_\_\_\_  
 \_\_\_\_\_  
 They were feeling \_\_\_\_\_



**Resource 5A** Use the word banks and sentence starters to help you.

1- What did the Princess do to prepare for a prince coming?



The princess \_\_\_\_\_ because \_\_\_\_\_

2- Do you think that Princess Sue is happy about staying inside and wearing pretty dresses? How do you know?



\_\_\_\_\_ because \_\_\_\_\_

3- What do you think "That pesky prince is giving me grief." means?




It means that \_\_\_\_\_

4- Which other story that you've listened to does this remind you of?



It reminds me off \_\_\_\_\_ because \_\_\_\_\_

5- What similarities (things that are the same) have you found between the two?



They are similar because \_\_\_\_\_

## Spelling Words to help with your writing

### Reception Words to learn

a	at	<b>go</b>	<b>is</b>	in	<b>my</b>	<b>she</b>	<b>they</b>
<b>all</b>	<b>be</b>	<b>he</b>	<b>has</b>	it	<b>no</b>	<b>so</b>	<b>you</b>
and	<b>by</b>	her	<b>have</b>	<b>like</b>	<b>of</b>	<b>to</b>	<b>was</b>
<b>are</b>	<b>do</b>	<b>his</b>	I	<b>me</b>	<b>said</b>	<b>the</b>	<b>we</b>

### Tricky words (bold)

Tricky= Cannot be spelt correctly using the usual representation of sound  
eg '**is**' will be pronounced but not spelt '**iz**'


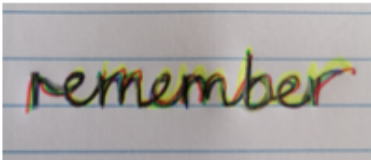


## Year 1 Words to learn

ask	full	little	people	today	<b>Monday</b>	zero	
asked	here	looked	pull	want	<b>Tuesday</b>	one	eleven
called	house	love	push	were	<b>Wednesday</b>	two	twelve
come	I'll	Mr	put	what	<b>Thursday</b>	three	thirteen
does	I'm	Mrs	says	when	<b>Friday</b>	four	fourteen
eye(s)	it's	once	school	where	<b>Saturday</b>	five	fifteen
friend		our	some	who	<b>Sunday</b>	six	sixteen
			their	why		seven	seventeen
			there	your		eight	eighteen
			these			nine	nineteen
						ten	twenty

## Year 2 Words to learn

again	dear	parents	warm	January	twenty
any	even	please	water	February	thirty
beautiful	every	pretty	were	March	forty
because	hour	sugar	whole	April	fifty
both	laugh	sure	which	May	sixty
busy	many	teacher	witch	June	seventy
child	money	towards	word	July	eighty
children	most		work	August	ninety
Christmas	only		world	September	hundred
clothes			write	October	
				November	
				December	

## Spelling Strategies

<p><b>Pyramid Writing</b></p> 	<p><b>Rainbow writing</b></p> <p>Write the word over and over again using different colours.</p> 	<p><b>Create a mnemonic</b></p> 
<p><b>Sound Buttons</b></p>  <p><b>**Note, this may not work for words you cannot 'sound out'</b></p>	<p><b>Underline the tricky part</b></p> <p>se<u>p</u>arate</p> <p>lib<u>r</u>ary</p> <p>na<u>u</u>ghty</p>	<p><b>Look, Say, Cover, Write, Check</b></p> <p><b>Look</b> at the word <b>Say</b> it out loud <b>Cover</b> it up <b>Write</b> it <b>Check</b> whether it is spelt correctly</p>