

Year 1 maths week 1

5 days of problem solving	Day 1 Activity	Day 2 Activity	Day 3 Activity	Day 4 Activity	Day 5 Activity
Factual fluency (to aid fluency)	Counting in 10s from 0 to 100	www.topmarks.co.uk/money/coins-game Coins game – sorting- sort one coin	www.topmarks.co.uk/money/coins-game coins game sorting – sort one coin	www.topmarks.co.uk/money/coins-game coins game sorting – sort two coins	www.topmarks.co.uk/money/coins-game coins game sorting – sort two coins
Problem/activity of the day	My friend says he has an 8p coin. Can that be true? What coins could he have? What other coins do we have?	Draw around each of the coins (1p, 2p, 5p, 10p, 20p, 50p, £1, £2) Label them, cut them out and make your own money. What would you buy with your coins?	Turn each of the coins over so you cannot see their value. Can you match the coins to their name on the 'money mat' without peeping? Describe each coin. What helps you recognise each one?	My friend says money can be made of paper! Can that be true? What paper money do we have? How much is each note worth?	On each note of our paper money there is a picture of an important person. Make your own money and draw on an important person for a £5, £10, £20 and £50 note.
Resources you will need	One of each coins: 1p, 2p, 5p, 10p, 20p, 50p, £1, £2	One of each coins: 1p, 2p, 5p, 10p, 20p, 50p, £1, £2 Paper and pencils	One of each coins: 1p, 2p, 5p, 10p, 20p, 50p, £1, £2 Money mat (below)	If possible 'paper' money: £5, £10, £20, £50 Answer support for images of notes	Paper and pencils Money or answer support for images of notes
Tips, clues or methods to help	Look at the front of each coin	Colour in the coins to match the real ones.	Think about the colour and shape of each coin.	Look on the front and back of each note.	Remember to write the value on each of your notes: £5, £10, £20, £50
Want to check?	Check the answer support (below)	Check the answer support	Check the answer support	Check the answer support	Check the answer support
Theme	Money	Money	Money	Money	Money

Resources below: 'Money mat', answer support (to help check coins and notes)









Additional online activities:

<https://natwest.mymoneysense.com/students/students-5-8/spot-the-coins/>



Quality First Education Trust

Money mat:

_____ 's money mat							
1p	2p	5p	10p	20p	50p	£1	£2
							

Answer support:



1 pence



20 pence



5 pounds



2 pence



50 pence



10 pounds



5 pence



1 pound



20 pounds



10 pence



2 pounds



50 pounds