




Year 3 English – Week 1					
	Day 1 Activity	Day 2 Activity	Day 3 Activity	Day 4 Activity	Day 5 Activity
<b>Reading</b>	<p>Make sure you have some quiet time for <b>daily reading of your own book.</b>  <b>Read a poem a day</b> – see <a href="#">Story Time</a> on the Q1E website.</p>				
<b>Writing</b>	<p><b>Instructions</b></p> <p><b>'How to play....'</b>            Choose a game you know how to play well (eg <i>Tag, hopscotch, musical chairs</i>)</p> <p>Write the instructions for each step of the game – you could use drawings to help you.</p> <p>Try to use brackets for humour.</p> <p><b>Example:</b>  <i>'How to play .....</i>'</p> <p><b>What you need:</b> <i>At least 6 players (mixed sizes) etc</i></p> <p><b>What to do:</b> <i>Pick your team (make sure you are on the winning one!) etc</i></p>	<p><b>Instructions</b></p> <p>Create a guide:  <i>How to be a good friend</i></p> <p>Write as a list with at least 10 ideas.            You could start with:            Always...            Never.....            Sometimes...</p> <p><b>Example: 'How to be a friend'</b></p> <p><b>What you need:</b>  <i>- time to hang out together            - ability to listen (even when they are going on a bit)            - honesty (but not too much)</i>  <b>What to do:</b>  <i>Make sure you are always able to make time for your friends.            Always try to listen to each other etc</i></p>	<p><b>Dialogue ideas</b></p> <p>Remember the book '<b>George Speaks</b>' and the baby can talk....</p> <p>Imagine between 5 - 10 different animals or objects which could start talking in your house.  <i>A spider/mouse in the cupboard, a neighbour's cat...</i></p> <p>Draw you and the different animals/objects and speech bubbles to show what you and they might say.</p> <p>Try out a few different ideas.</p>	<p><b>Dialogue Comic Strip based on the idea of a pet/animal/baby talking</b></p> <p>'..... Speaks'  <i>Eg 'Spider Speaks'            'Fred Bear speaks'</i></p> <p>Write a comic strip of the conversation you and the baby/ animal/ object might have in different parts of your house.</p> <p>And what if someone found you talking?</p> <p>See comic strip resource below.</p>	<p><b>Write your scene and dialogue of '..... Speaks'</b></p> <p>Where are you when they speak for the first time?</p> <p>Describe what happens. Don't forget to use " "</p> <p><i>"What do you mean you can talk?" asked Jim.            "Of course I can, you don't think we sit around all day in silence do you?" replied the little mouse.</i></p> <ul style="list-style-type: none"> <li>• What do they say?</li> <li>• How do you react?</li> <li>• What do you say?</li> <li>• Do you get caught or keep a secret?</li> </ul>
<b>Spelling</b>	<p>Look at the Y3 and Y4 lists below. <b>Choose 5 spellings to practise from this list and practise in the best way for you.</b>            Use the ways from school that help you remember best. See strategies below. You can ask someone at home to test you.</p>				

Day 4 Writing: Comic Strip



## Spelling Words to learn and to help with your writing


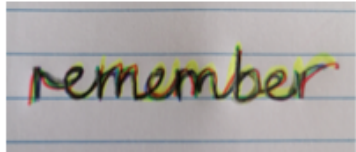

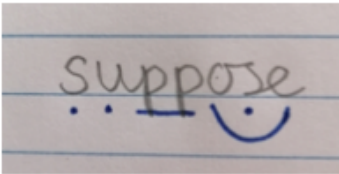
### Word list – years 3 and 4

accident(ally)	early	knowledge	purpose
actual(ly)	earth	learn	quarter
address	eight/eighth	length	question
answer	enough	library	recent
appear	exercise	material	regular
arrive	experience	medicine	reign
believe	experiment	mention	remember
bicycle	extreme	minute	sentence
breath	famous	natural	separate
breathe	favourite	naughty	special
build	February	notice	straight
busy/business	forward(s)	occasion(ally)	strange
calendar	fruit	often	strength
caught	grammar	opposite	suppose
centre	group	ordinary	surprise
century	guard	particular	therefore
certain	guide	peculiar	though/although
circle	heard	perhaps	thought
complete	heart	popular	through
consider	height	position	various
continue	history	possess(ion)	weight
decide	imagine	possible	woman/women
describe	increase	potatoes	
different	important	pressure	
difficult	interest	probably	
disappear	island	promise	

### Year 2 Words to learn

again	dear	parents	warm	January	twenty
any	even	please	water	February	thirty
beautiful	every	pretty	were	March	forty
because	hour	sugar	whole	April	fifty
both	laugh	sure	which	May	sixty
busy	many	teacher	witch	June	seventy
child	money	towards	word	July	eighty
children	most		work	August	ninety
Christmas	only		world	September	hundred
clothes			write	October	
				November	
				December	

## Spelling Strategies

<p><b>Pyramid Writing</b></p> 	<p><b>Rainbow writing</b></p> <p>Write the word over and over again using different colours.</p> 	<p><b>Create a mnemonic</b></p> 
<p><b>Sound Buttons</b></p>  <p><b>**Note, this may not work for words you cannot 'sound out'</b></p>	<p><b>Underline the tricky part</b></p> <p>se<u>pa</u>rate</p> <p>lib<u>ra</u>ry</p> <p>na<u>ugh</u>ty</p>	<p><b>Look, Say, Cover, Write, Check</b></p> <p><b>Look</b> at the word <b>Say</b> it out loud <b>Cover</b> it up <b>Write</b> it <b>Check</b> whether it is spelt correctly</p>