




| Year 3 English – Week 1 | | | | | |
|-------------------------|---|--|---|---|--|
| | Day 1 Activity | Day 2 Activity | Day 3 Activity | Day 4 Activity | Day 5 Activity |
| Reading | Make sure you have some quiet time for daily reading of your own book. Read a poem a day – see Story Time on the Q1E website. | | | | |
| Writing | <p>Instructions</p> <p>'How to play....' Choose a game you know how to play well (eg <i>Tag, hopscotch, musical chairs</i>)</p> <p>Write the instructions for each step of the game – you could use drawings to help you.</p> <p>Try to use brackets for humour.</p> <p>Example: <i>'How to play</i>'</p> <p>What you need: <i>At least 6 players (mixed sizes) etc</i></p> <p>What to do: <i>Pick your team (make sure you are on the winning one!) etc</i></p> | <p>Instructions</p> <p>Create a guide: <i>How to be a good friend</i></p> <p>Write as a list with at least 10 ideas. You could start with: Always... Never..... Sometimes...</p> <p>Example: <i>'How to be a friend'</i></p> <p>What you need: <i>- time to hang out together</i> <i>- ability to listen (even when they are going on a bit)</i> <i>- honesty (but not too much)</i></p> <p>What to do:</p> <p>What to do: <i>Make sure you are always able to make time for your friends.</i> <i>Always try to listen to each other etc</i></p> | <p>Dialogue ideas</p> <p>Remember the book 'George Speaks' and the baby can talk....</p> <p>Imagine between 5 - 10 different animals or objects which could start talking in your house. <i>A spider/mouse in the cupboard, a neighbour's cat...</i></p> <p>Draw you and the different animals/objects and speech bubbles to show what you and they might say.</p> <p>Try out a few different ideas.</p> | <p>Dialogue Comic Strip based on the idea of a pet/animal/baby talking</p> <p>'..... Speaks' <i>Eg 'Spider Speaks'</i> <i>'Fred Bear speaks'</i></p> <p>Write a comic strip of the conversation you and the baby/ animal/ object might have in different parts of your house.</p> <p>And what if someone found you talking?</p> <p>See comic strip resource below.</p> | <p>Write your scene and dialogue of '..... Speaks'</p> <p>Where are you when they speak for the first time?</p> <p>Describe what happens. Don't forget to use " "</p> <p><i>"What do you mean you can talk?" asked Jim.</i> <i>"Of course I can, you don't think we sit around all day in silence do you?" replied the little mouse.</i></p> <ul style="list-style-type: none"> • What do they say? • How do you react? • What do you say? • Do you get caught or keep a secret? |
| Spelling | Look at the Y3 and Y4 lists below. Choose 5 spellings to practise from this list and practise in the best way for you. Use the ways from school that help you remember best. See strategies below. You can ask someone at home to test you. | | | | |

Day 4 Writing: Comic Strip



Spelling Words to learn and to help with your writing


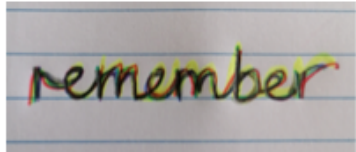

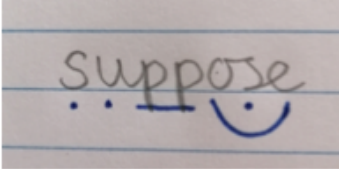
Word list – years 3 and 4

| | | | |
|----------------|--------------|----------------|-----------------|
| accident(ally) | early | knowledge | purpose |
| actual(ly) | earth | learn | quarter |
| address | eight/eighth | length | question |
| answer | enough | library | recent |
| appear | exercise | material | regular |
| arrive | experience | medicine | reign |
| believe | experiment | mention | remember |
| bicycle | extreme | minute | sentence |
| breath | famous | natural | separate |
| breathe | favourite | naughty | special |
| build | February | notice | straight |
| busy/business | forward(s) | occasion(ally) | strange |
| calendar | fruit | often | strength |
| caught | grammar | opposite | suppose |
| centre | group | ordinary | surprise |
| century | guard | particular | therefore |
| certain | guide | peculiar | though/although |
| circle | heard | perhaps | thought |
| complete | heart | popular | through |
| consider | height | position | various |
| continue | history | possess(ion) | weight |
| decide | imagine | possible | woman/women |
| describe | increase | potatoes | |
| different | important | pressure | |
| difficult | interest | probably | |
| disappear | island | promise | |


Year 2 Words to learn

| | | | | | |
|-----------|-------|---------|-------|-----------|---------|
| again | dear | parents | warm | January | twenty |
| any | even | please | water | February | thirty |
| beautiful | every | pretty | were | March | forty |
| because | hour | sugar | whole | April | fifty |
| both | laugh | sure | which | May | sixty |
| busy | many | teacher | witch | June | seventy |
| child | money | towards | word | July | eighty |
| children | most | | work | August | ninety |
| Christmas | only | | world | September | hundred |
| clothes | | | write | October | |
| | | | | November | |
| | | | | December | |

Spelling Strategies

| | | |
|--|--|--|
| <p>Pyramid Writing</p>  | <p>Rainbow writing</p> <p>Write the word over and over again using different colours.</p>  | <p>Create a mnemonic</p>  |
| <p>Sound Buttons</p>  <p>**Note, this may not work for words you cannot 'sound out'</p> | <p>Underline the tricky part</p> <p>se<u>p</u>arate</p> <p>lib<u>r</u>ary</p> <p>na<u>u</u>ghty</p> | <p>Look, Say, Cover, Write, Check</p> <p>Look at the word Say it out loud Cover it up Write it Check whether it is spelt correctly</p> |

Day 2 Activity



Don't forget to write an **introduction** before listing your instructions.

Remember, good **introductions** include a *general* point, a *specific* point and your *viewpoint* followed by a list of things the reader will need.

(General -) Everyone needs a good friend during _____.

(Specific and viewpoint -) Being a good friend isn't always easy but you can learn how. Working on your social skills is a good idea so follow these instructions.

You will need:

-

-

After your introduction and 'you will need' list are complete you can write your instructions with a number and new line for each step. Include imperative verbs (verbs that give an order or command) which are shown in the cartoons at the bottom of this guide.

1.

2.

3.

Imperative verbs



listen



think



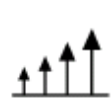
try



go



make



build



help



lend



give

Challenge: can you include conjunctions to support



so



and



because



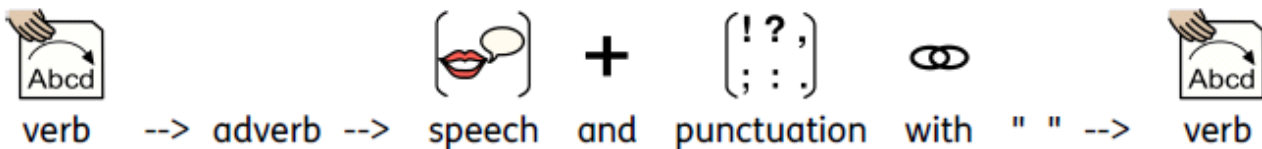
if

Day 5 Activity



When writing the conversation between your characters, use speech marks (inverted commas " ") and include the punctuation that belongs to the speech. Example:

Adam turned slowly towards the sofa, "Who said that?" he asked, as his eyes started to widen.



Alternative words for said:

