

Writing: Year 2 – Summer 2 Week 2

	Day 1 Activity	Day 2 Activity	Day 3 Activity	Day 4 Activity	Day 5 Activity
Writing	<p>This week you will be writing a diamante poem.</p> <p>Before we start, we must be clear on the following grammatical terms (watch this video for examples).</p> <ul style="list-style-type: none"> • A noun – is a thing, a place, a person or an animal. • An adjective – is a describing word. • A verb - is a doing word or an action. *for diamante poems, verbs must end in 'ing'. <p>Look at the picture below (resource 1A) and make a list of nouns, adjectives and verbs that you can see.</p> <p>Ask an adult to check your nouns, adjectives and verbs are correct.</p>	<p>Today you will plan a diamante poem about seasons.</p> <p>A diamante poem has the following features (see resource 2A for example):</p> <ul style="list-style-type: none"> • They are shaped like a diamond. • They usually compare two different things (e.g. summer and winter, fire and ice, sky and oceans). • They are 7 lines long and each line follows a pattern consisting of nouns, adjectives and verbs (ending in 'ing'). <p>(See resource 2B for an example planning format).</p> <p>Draw (or find) pictures of your chosen seasons and create a word bank underneath each of them for the nouns, adjectives and verbs (ending in 'ing') you can see.</p>	<p>Write a diamante poem about the seasons (see resource 3A for example).</p> <p>Remember to:</p> <ul style="list-style-type: none"> • Use exciting word choices for nouns and adjectives. • Use verbs ending in 'ing' (e.g. playing, talking, skipping). • Compare two different things (e.g. start with winter and end with summer). <p>Use resource 3B to help you write your poem.</p> <p>When you have finished writing your poem, check it makes sense and that it mentions two seasons. Challenge yourself to improve a word choice.</p>	<p>Today you will plan a diamante poem about anything you choose.</p> <p>Diamante poems usually compare two different things.</p> <p>Some ideas you could use are:</p> <ul style="list-style-type: none"> • Earth and air • Fire and ice • Kings and Queens • Mum and Dad • School and home • Heroes and villains <p>Draw (or find) two pictures of your chosen topics and create a word bank underneath each of them for the nouns, adjectives and verbs (ending in 'ing') you can see.</p>	<p>Today you will write a diamante poem about your chosen topics.</p> <p>Use the same 'remember to' list from Wednesday. You can use resource 3B to help you write your poem.</p> <p>When you have finished writing your poem, check it makes sense and try to improve a word choice.</p> <p>Finished? Challenge yourself to memorise one of your diamante poems and perform it to a member of your household.</p> <p>Remember to:</p> <ul style="list-style-type: none"> • Face the audience • Speak clearly and use expression
Resources	<p>Resource 1A</p> <p>Resource 1B (video)</p>	<p>Resource 2A</p> <p>Resource 2B</p>	<p>Resource 3A</p> <p>Resource 3B</p>	<p>Resource 2A</p>	



Reading: Year 2 – Summer 2 Week 2

		Day 1 Activity	Day 2 Activity	Day 3 Activity	Day 4 Activity	Day 5 Activity	
Reading	Whole class	Little Red Riding Hood	Windy Day Silly Old Baboon	Rainbows Birch Tree Poem	The Three Little Pigs	Where ocean meets sky The Blue Penguin	
	Independent	*	A Stormy Surprise	A Stormy Surprise	A Stormy Surprise	Robin Hood	Robin Hood
		**	Little Mermaid	Little Mermaid	Little Mermaid	Animal Adaptations: Polar Animals	Animal Adaptations: Polar Animals
		***	The Emperor's Painting	The Emperor's Painting	The Emperor's Painting	The Emperor's Painting	The Emperor's Painting
Spelling		Practice these homophones this week: right, write, sale, sail, see, sea.					

Challenge: Practice some spellings from the list below. Use the ways from school that help you remember best.



Resource 1A: Grammar Recap



<u>Nouns (a thing, a place, a person or an animal)</u>	<u>Adjectives (describing words)</u>	<u>Verbs (actions or doing words – ending in 'ing')</u>
Examples: pond, grass, man	Examples: colourful, big, stripey	Examples: running, painting, talking


Resource 2A: Diamante Poem



Resource 2B: Planning ideas for diamante poem (Seasons)



<u>Nouns (a thing, a place, a person or an animal)</u>	<u>Adjectives (describing words)</u>	<u>Verbs (actions or doing words – ending in 'ing')</u>
Winter Snow Ice Coats Sledge Hats	Cold Chilly White Frosty Colourful Crunchy	Snowing Skiing Skating Laughing Playing Cheering



<u>Nouns (a thing, a place, a person or an animal)</u>	<u>Adjectives (describing words)</u>	<u>Verbs (actions or doing words – ending in 'ing')</u>
Summer Sunshine Water Sand Bucket Children	Warm Sandy Scorching Blue Sunny Pink	Playing Skipping Swimming Building Smiling Sun bathing

Resource 3A: Example of a diamante poem and it's structure

Audience: people who enjoy poems

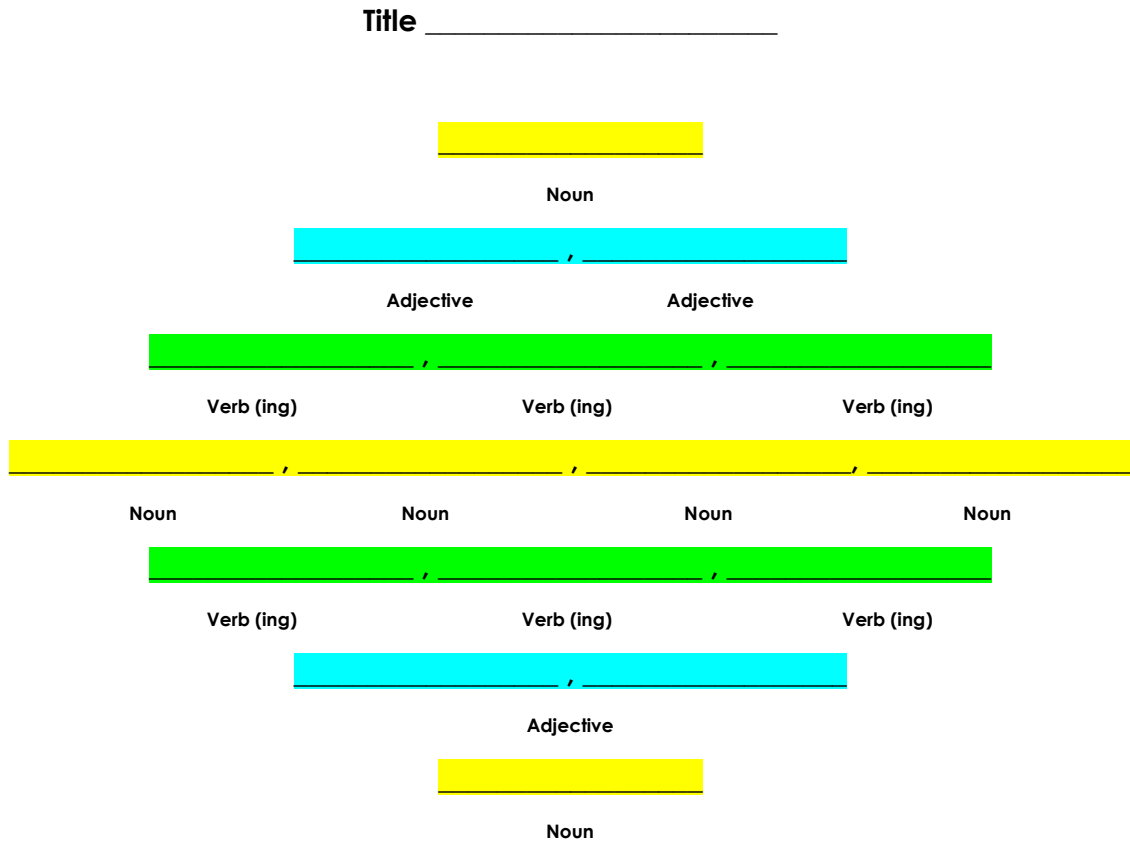
Purpose: to entertain

Poem structure	Model poem: Seasons
Noun	Winter
Adjective-Adjective	Frosty, cold
Verb-Verb-Verb	Snowing, skiing, skating
Noun-Noun-Noun-Noun	Snow, ice, water, sunshine
Verb-Verb-Verb	Playing, skipping, swimming
Adjective-Adjective	Sunny, warm
Noun	Summer

Resource 3B: Support for structuring your diamante poem

Audience: people who enjoy poems

Purpose: to entertain



Spellings: Words to Learn

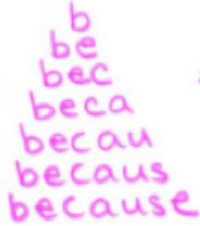
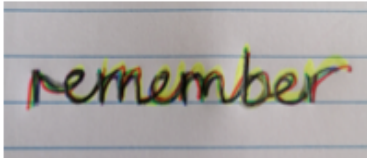

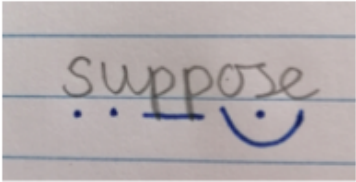
Year 1 Words to learn

ask	full	little	people	today	Monday	zero	
asked	here	looked	pull	want	Tuesday	one	eleven
called	house	love	push	were	Wednesday	two	twelve
come	I'll	Mr	put	what	Thursday	three	thirteen
does	I'm	Mrs	says	when	Friday	four	fourteen
eye(s)	it's	once	school	where	Saturday	five	fifteen
friend		our	some	who	Sunday	six	sixteen
			their	why		seven	seventeen
			there	your		eight	eighteen
			these			nine	nineteen
						ten	twenty

Year 2 Words to learn

again	dear	parents	warm	January	twenty
any	even	please	water	February	thirty
beautiful	every	pretty	were	March	forty
because	hour	sugar	whole	April	fifty
both	laugh	sure	which	May	sixty
busy	many	teacher	witch	June	seventy
child	money	towards	word	July	eighty
children	most		work	August	ninety
Christmas	only		world	September	hundred
clothes			write	October	
				November	
				December	

Spelling Strategies

<p>Pyramid Writing</p> 	<p>Rainbow writing</p> <p>Write the word over and over again using different colours.</p> 	<p>Create a mnemonic</p> 
<p>Sound Buttons</p>  <p>**Note, this may not work for words you cannot 'sound out'</p>	<p>Underline the tricky part</p> <p>se<u>p</u>arate</p> <p>lib<u>r</u>ary</p> <p>na<u>u</u>ghty</p>	<p>Look, Say, Cover, Write, Check</p> <p>Look at the word Say it out loud Cover it up Write it Check whether it is spelt correctly</p>