

## Writing: Year 1 – Summer 1 Week 4

	Day 1 Activity	Day 2 Activity	Day 3 Activity	Day 4 Activity	Day 5 Activity
<b>W r i t i n g</b>	<p><b>Retell the story 'George and the Dragon'</b></p> <p>Watch and listen to <a href="#">George and the Dragon</a></p> <p>Talk to someone at home: Describe what happens in the story and try to include as much detail as you can.</p> <p>Think about the setting, characters, problem, resolution and end.</p> <p>Try to use these words to help with your retelling: first, next, after that, suddenly, after a while, later, finally</p>	<p><b>Write a retelling of 'George and the Dragon'</b></p> <p>Watch and listen to <a href="#">George and the Dragon</a></p> <p>Now that you have retold the story out loud, write the story of George and the Dragon.</p> <p>Remember a story has an opening, a problem, a resolution and an ending.</p> <p>Remember to add some detail to the story by writing in couplets or adding exciting adjectives.</p> <p>Watch this <a href="#">video</a> to help you with your remember tos for writing.</p>	<p><b>Describe a character and setting</b></p> <p>Watch and listen to <a href="#">The Paper Bag Princess</a></p> <p>Draw a picture of the princess or the dragon. Write adjectives to describe the character.</p> <p>Use these questions to help you:</p> <ul style="list-style-type: none"> <li>- What do they look like?</li> <li>- What can they do?</li> <li>- How do they feel?</li> </ul>	<p><b>Describe a character and setting</b></p> <p>Watch and listen to <a href="#">The Paper Bag Princess</a></p> <p>Use your picture and ideas from yesterday to write a description of either the princess or the dragon.</p> <p>Imagine that you are trying to explain what your character is like to someone over the phone who cannot see the picture and doesn't know the story. Use adjectives to add description.</p>	<p><b>Answer questions about a story</b></p> <p>Watch and listen to <a href="#">The Paper Bag Princess</a></p> <p>Answer these questions in full sentences:</p> <ol style="list-style-type: none"> <li>1. How do you think Elizabeth is feeling when the dragon takes Ronald away?</li> <li>2. Why was the dragon easy to follow?</li> <li>3. Why does Elizabeth ask the dragon so many questions about being clever and good at things?</li> <li>4. How do you know?</li> <li>5. Why was the dragon so tired?</li> <li>6. Why do you think Elizabeth decided not to marry Ronald?</li> </ol>
<b>R e s o u r c e s</b>	Resource 1A	Resource 2A Resource 2B- support	Resource 3A	Resource 4A Resource 4B- support	Resource 5A- support





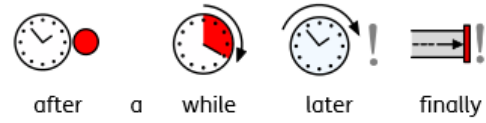


Reading: Year 1 – Summer 1 Week 4

		Day 1 Activity	Day 2 Activity	Day 3 Activity	Day 4 Activity	Day 5 Activity	
Reading	Who le class	Listen to <a href="#">The Incredible Book Eating Boy</a>	Listen to <a href="#">The Lion Inside</a>	Listen to <a href="#">Wild</a>	Listen to <a href="#">The Lights on Cotton Rock</a>	Listen to <a href="#">Dreamtime and The Bottom of the Sea</a>	
	Pho nics	Visit <a href="#">Phonics play</a> - practise reading nonsense and real words (click on 'phase 5, revise all')	Visit <a href="#">top marks</a> - practise spelling words with the 'are' grapheme (click on 'are')	Visit <a href="#">top marks</a> - practise spelling words with the 'air' grapheme (click on 'air')	Visit <a href="#">ict games</a> - practise reading nonsense and real words with the graphemes 'igh' and 'ear' (click on 'phase 5')	Visit <a href="#">ict games</a> - practise reading nonsense and real words with the graphemes 'ure' and 'air' (click on 'phase 5')	
	I n d e p e n d e n t	*	<a href="#">I am Caring</a>	<a href="#">The Pirate Map: A Robot and Rico Story</a>			<a href="#">Plants on the Farm</a>
		*	<a href="#">Tiny Workers</a>	<a href="#">The Kickball Kids</a>	<a href="#">Lily's Lucky Leotard</a>	<a href="#">Do Ducks Live in the Desert?</a>	<a href="#">Lettuce Introduce You</a>
		*	<a href="#">Dragon Life</a>		<a href="#">Tyrannosaurus</a>	<a href="#">The Terracotta Girl</a>	
		<p>Words to learn – <b>eyes, here, house</b>            Practise spelling these using the school strategies below.            Challenge! Choose 5 more words that you find tricky from the <a href="#">Year 1 list</a> and practise spelling those too.</p>					



Resource 1A -



















## Resource 2A – **Retell a Story**

Long, long ago in the crisp snowy mountains there lived a dragon. He was fiery red and had sharp teeth in his mighty jaws. He flew all around the land racing birds, breathing fire and smashing castles. He could smash a castle wall with one flick of his tail. The dragon had a really big secret. He was actually petrified of mice!

One day a mouse called George moved into the cave next door. The cave next door was very damp and gloomy. A bat had lived there before so all the furniture was on the ceiling. There were no shops for George to go to and he had run out of sugar. George decided to solve his problem by going to the much bigger cave next door to see his neighbour. George politely asked the dragon if he could help. He scared the dragon so much that he screamed and flew away. George was a bit confused about this and felt very sad that the dragon couldn't help him.

George had saved a very rich princess from the terrible dragon and was given a cosy hole in the castle wall. His new home was much nicer and the princess treated him to all the delicious food that he could ever want. The dragon was too scared to come near the castle again. George enjoyed fresh cheese every day.

**Resource 2B** Use the word banks and sentence starters to help you.

<p><b>Opening</b></p>   <p>dragon cave</p>   <p>terrified mice</p>	<p>Once upon a time _____</p> <p>_____</p> <p>He was _____</p> <p>_____</p>
<p><b>Problem</b></p>    <p>George mouse moved</p>    <p>sugar scared dragon</p>	<p>One day _____</p> <p>_____</p> <p>He needed some _____</p> <p>_____</p> <p>The dragon _____</p> <p>_____</p>
<p><b>Resolution</b></p>    <p>saved princess new</p>    <p>home castle walls</p>	<p>George had _____</p> <p>_____</p> <p>He went to _____</p> <p>_____</p>

**Resource 3A** Use the word bank you help you

# The princess



beautiful



princess



blonde



hair



paper



bag



brown



rich



brave



clever



confident



trick



dragon

Resource 4A - **Describe a character**

Example: *Prince Ronald*

Prince Ronald is a prince that Princess Elizabeth is set to marry in The Paper Bag Princess. He has curly blonde hair and wears a shiny gold crown on top of his head. I think he enjoys playing badminton because he has a racket over his shoulder. Prince Ronald wears smart clothes and fancy jewels. He has bright green trousers and pointy red shoes. He is also wearing a sparkling medallion around his neck.

Prince Ronald is rude and ungrateful. When Princess Elizabeth saves him he tells her that she looks messy and smells of ashes. He also tells her that she has to come back when she is not wearing a dirty old paper bag anymore. She is only wearing the bag because she was rushing to save him!

I don't think that Prince Ronald is a very nice character because instead of saying thank you to the Princess he tries to make her feel bad. That's not kind because Princess Elizabeth is the hero of the story.

**Resource 4B** Use the word banks and sentence starter to describe the princess.

**What do they look like?**



The princess is \_\_\_\_\_

She has \_\_\_\_\_

**What can they do?**



The princess can \_\_\_\_\_

She can \_\_\_\_\_

**How do they feel?**



The princess feels \_\_\_\_\_

She feels \_\_\_\_\_



**Resource 5A** Use the word bank and sentence starters to help you.



cross



angry



destroyed



tick



tired



sleep



unkind

**1. How do you think Elizabeth is feeling when the dragon takes Ronald away?**

Elizabeth was feeling \_\_\_\_\_

**2. Why was the dragon easy to follow?**

The dragon was easy to follow because \_\_\_\_\_

**3. Why does Elizabeth ask the dragon so many questions about being clever and good at things?**

Elizabeth asked so many questions so that \_\_\_\_\_

**4. How do you know?**

I know because \_\_\_\_\_

**5. Why was the dragon so tired?**

The dragon was so tired because \_\_\_\_\_

**6. Why do you think Elizabeth decided not to marry Ronald?**

She did not marry Ronald because \_\_\_\_\_

## Spelling Words to help with your writing

### Reception Words to learn

a	at	<b>go</b>	<b>is</b>	in	<b>my</b>	<b>she</b>	<b>they</b>
<b>all</b>	<b>be</b>	<b>he</b>	<b>has</b>	it	<b>no</b>	<b>so</b>	<b>you</b>
and	<b>by</b>	her	<b>have</b>	<b>like</b>	<b>of</b>	<b>to</b>	<b>was</b>
<b>are</b>	<b>do</b>	<b>his</b>	I	<b>me</b>	<b>said</b>	<b>the</b>	<b>we</b>

### Tricky words (bold)

Tricky= Cannot be spelt correctly using the usual representation of sound  
eg '**is**' will be pronounced but not spelt '**iz**'


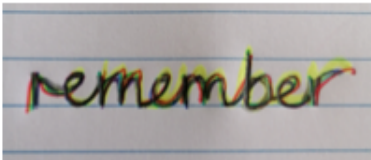


### Year 1 Words to learn

ask	full	little	people	today	<b>Monday</b>	zero	
asked	here	looked	pull	want	<b>Tuesday</b>	one	eleven
called	house	love	push	were	<b>Wednesday</b>	two	twelve
come	I'll	Mr	put	what	<b>Thursday</b>	three	thirteen
does	I'm	Mrs	says	when	<b>Friday</b>	four	fourteen
eye(s)	it's	once	school	where	<b>Saturday</b>	five	fifteen
friend		our	some	who	<b>Sunday</b>	six	sixteen
			their	why		seven	seventeen
			there	your		eight	eighteen
			these			nine	nineteen
						ten	twenty

## Year 2 Words to learn

again	dear	parents	warm	January	twenty
any	even	please	water	February	thirty
beautiful	every	pretty	were	March	forty
because	hour	sugar	whole	April	fifty
both	laugh	sure	which	May	sixty
busy	many	teacher	witch	June	seventy
child	money	towards	word	July	eighty
children	most		work	August	ninety
Christmas	only		world	September	hundred
clothes			write	October	
				November	
				December	

## Spelling Strategies

<p><b>Pyramid Writing</b></p> 	<p><b>Rainbow writing</b></p> <p>Write the word over and over again using different colours.</p> 	<p><b>Create a mnemonic</b></p> 
<p><b>Sound Buttons</b></p>  <p><b>**Note, this may not work for words you cannot 'sound out'</b></p>	<p><b>Underline the tricky part</b></p> <p>se<u>p</u>arate</p> <p>lib<u>r</u>ary</p> <p>na<u>u</u>ghty</p>	<p><b>Look, Say, Cover, Write, Check</b></p> <p><b>Look</b> at the word <b>Say</b> it out loud <b>Cover</b> it up <b>Write</b> it <b>Check</b> whether it is spelt correctly</p>

