




Year 2 English Week 2

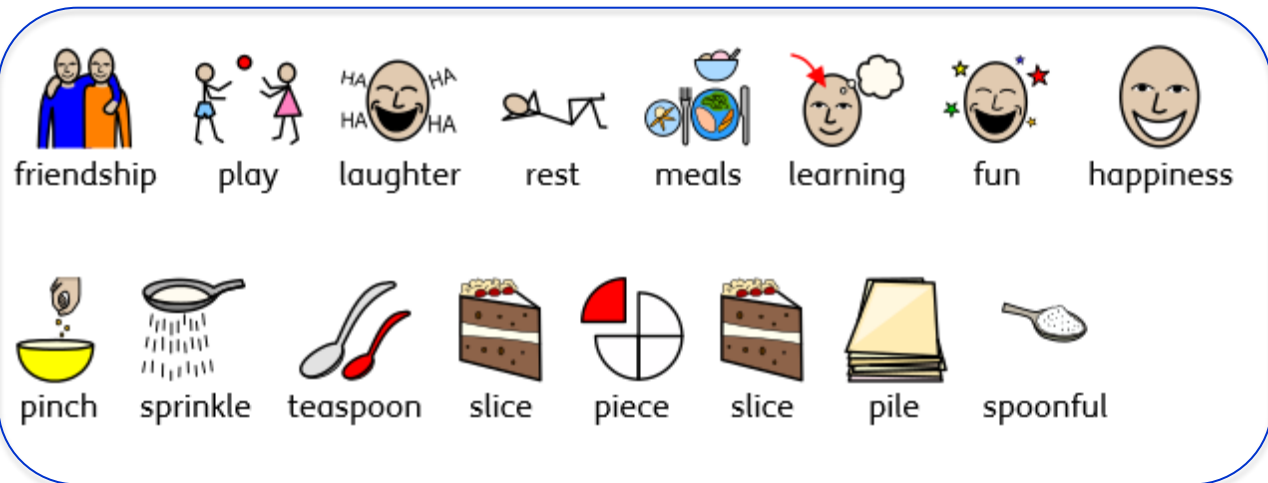
	Day 1 Activity	Day 2 Activity	Day 3 Activity	Day 4 Activity	Day 5 Activity
Reading	Make sure you have some quiet time for daily reading .				
	Watch: A Tale of Two Beasts	Read: Hairy Maclary	Watch: There's a Lion in the Library	Watch: Sylvester and the Magic Pebble	Read: The Dragon Machine
Writing	<p>What is your perfect day? Design a poster that includes everything you will need for your recipe on how to have your perfect day.</p> <p><i>E.g. a dollop of laughter, a sprinkle of fun, 2 friendly cuddles, 3 delicious meals, hilarious chats with a friend, etc.</i></p> <p>See plan example below.</p>	<p>Write your instructions for your perfect day.</p> <ol style="list-style-type: none"> 1) Write a title and introduction. 2) Write a 'you will need' list. Remember to include quantities (how much). 3) Number and write each instruction. <p>Remember to give commands (put, pour, stir, etc.) and 'how' details (adverbs e.g. carefully).</p> <p>See recipe example below.</p>	<p>How to be a perfect X? Design a poster that includes everything you will need for your recipe on how to be a perfect ____.</p> <p><i>E.g. how to be a perfect parent/child/teacher/footballer/writer/leader/friend/grandchild/nuisance, etc.</i></p> <p>Write a caption next to each of the pictures describing what it is.</p>	<p>Write your instructions for how to be a perfect ____.</p> <ol style="list-style-type: none"> 1) Write a title and introduction. 2) Write a 'you will need' list. Remember to include quantities (how much). 3) Number and write each instruction. <p>Remember to include commands (put, pour, stir, etc.) and 'how' details (adverbs e.g. carefully).</p>	<p>Write instructions on how to be the naughtiest pet. You can use ideas from The Diary of a Killer Cat – imagine Tuffy has had a kitten and he wants to teach her all his tricks so she can become as naughty as he is.</p> <ol style="list-style-type: none"> 1) Write a title and introduction. 2) Write a 'you will need' list. Remember to include quantities (how much). 3) Number and write each instruction.
Spellings	<p>Look at the spelling lists below. Choose 5 spellings to practise from this list. Use the ways from school that help you remember best. You can ask someone at home to test you.</p>				

Day 1 & 3 Writing:
Example of planning recipe 'you will need list'



Day 1 support

Use the word bank and template to help you.



<p>Draw here</p>		
<p>Write here</p>		

Day 2, 4 & 5 Writing:
Example of instructions
(based on Revolting Recipes, by Roald Dahl)

How to make worm soup

Do you want to make a disgusting worm soup to make your enemy vomit? Follow my instructions and you will know exactly what to do... they won't know what hit them!

You will need:

- 10 fresh earth worms (the wigglier the better)
- 200ml bat's blood (fresh is best)
- 1 spoonful of slugs slime
- 5 medium scoops dung (the smellier the better)

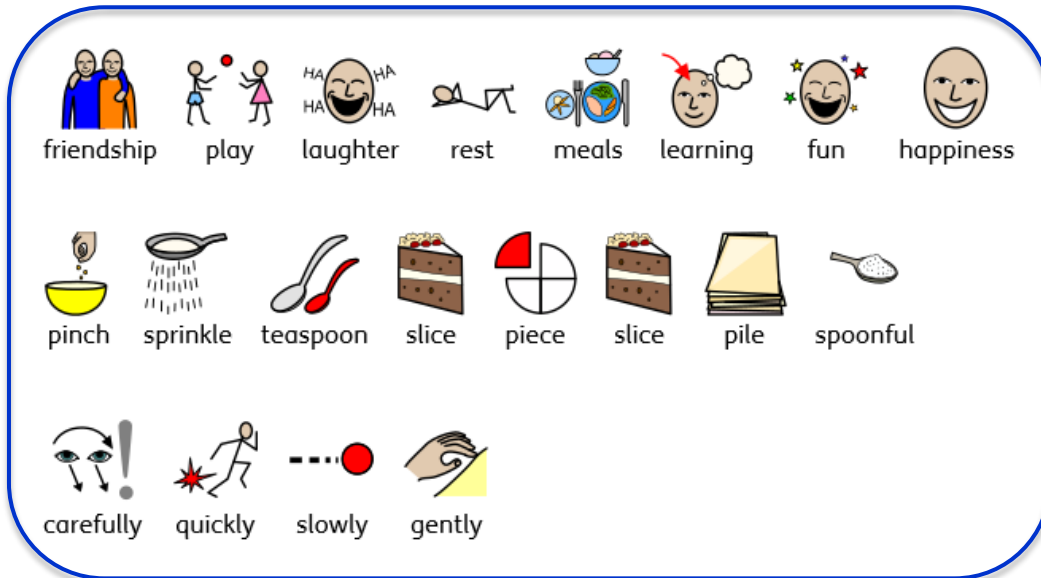
Serves 3-4.

1. Place the stinky dung into a large mixing bowl. Make sure you wear gloves to keep the dirt off your hands and hold your noses.
2. Mix in the green slug slime and stir carefully. The mixture should be sloppy like porridge.
3. Gradually stir in the bat's blood. Pour in a small amount at a time and mix it well.
4. Pour the mixture into a pan and bring to the boil. Use a low heat to make sure you don't burn the bottom.
5. Chop the earth worms into small chunks and sprinkle them into the pan. Make sure you use a sharp knife and a cutting board to keep the worms chewy.
6. When the mixture is boiled, carefully add the worms and serve immediately. Be careful! The soup will be very hot.
7. Serve in a soup bowl and sprinkle with salt and pepper.

For enemies, it is best served cold.

Day 2 support

Use the word bank, template and sentence starters to help you.



How to have the perfect day

Do you want to know how to _____
Follow my instructions and you will _____

You will need:

-
-
-
-

Serves _____

1. Place _____

Make sure you _____

2. Mix in _____

It should _____

3. Stir in _____

Use a _____

















4. Put in _____

Be sure to _____

You will have your _____

Day 3 support- How to be a perfect child.

Use the word bank and template to help you.

							
listening	kindness	behaviour	friendship	creativity	ideas	polite	humour
							
pinch	sprinkle	teaspoon	slice	piece	slice	pile	spoonful

<p>Draw here</p>		
<p>Write here</p>		

Day 4 support

Use the word bank, template and sentence starters to help you

kindness listening humour behaviour creativity ideas friendship
pinch sprinkle spoonful slice piece pile teaspoon
carefully quickly slowly gently

How to be the perfect child

Do you want to know how to _____
Follow my instructions and you will _____

You will need:

-
-
-
-

Serves _____

1. Place _____

Make sure you _____

2. Mix in _____

It should _____

3. Stir in _____

Use a _____

4. Put in _____

Be sure to _____

You will have your _____

Day 5 Support

Use the word bank, template and sentence starters to help you

stolen broken destroyed damaged eaten spilt wrecked torn

pinch sprinkle spoonful slice piece pile teaspoon

carefully quickly slowly gently

How to be the naughtiest pet

Do you want to know how to _____
Follow my instructions and you will _____

You will need:

-
-
-
-

Serves _____

1. Place _____

Make sure you _____

2. Mix in _____

It should _____

3. Stir in _____

Use a _____

4. Put in _____

Be sure to _____

You will have your _____

Day 2, 4 & 5 Writing:
Example of instructions
(based on Revolting Recipes, by Roald Dahl)

Spellings: Words to Learn





Year 1 Words to learn

ask	full	little	people	today	Monday	zero	
asked	here	looked	pull	want	Tuesday	one	eleven
called	house	love	push	were	Wednesday	two	twelve
come	I'll	Mr	put	what	Thursday	three	thirteen
does	I'm	Mrs	says	when	Friday	four	fourteen
eye(s)	it's	once	school	where	Saturday	five	fifteen
friend		our	some	who	Sunday	six	sixteen
			their	why		seven	seventeen
			there	your		eight	eighteen
			these			nine	nineteen
						ten	twenty

Year 2 Words to learn

again	dear	parents	warm	January	twenty
any	even	please	water	February	thirty
beautiful	every	pretty	were	March	forty
because	hour	sugar	whole	April	fifty
both	laugh	sure	which	May	sixty
busy	many	teacher	witch	June	seventy
child	money	towards	word	July	eighty
children	most		work	August	ninety
Christmas	only		world	September	hundred
clothes			write	October	
				November	
				December	

Spelling Strategies

<p>Pyramid Writing</p> 	<p>Rainbow writing</p> <p>Write the word over and over again using different colours.</p> 	<p>Create a mnemonic</p> 
<p>Sound Buttons</p>  <p>**Note, this may not work for words you cannot 'sound out'</p>	<p>Underline the tricky part</p> <p>se<u>pa</u>rate</p> <p>lib<u>ra</u>ry</p> <p>na<u>ugh</u>ty</p>	<p>Look, Say, Cover, Write, Check</p> <p>Look at the word Say it out loud Cover it up Write it Check whether it is spelt correctly</p>