


# Year 5 Curriculum Summer 2 Week 7

## To do throughout the week...

<b>Wellbeing</b>	<p><b>How to deal with anger</b>      How are you feeling?- Look at the thermometer to help you</p> <p>Story: <a href="#">Where the Wild Things Are</a></p> <p><b>Activity:</b> Make your own anger stop sign. Write all the signs of anger on it so you can recognise when you feel angry.</p>
<b>Daily Exercise</b>	Keep active! Make sure you do something active each day. Maybe do the exercises <a href="#">here</a> .
	<b>The Great 8</b> are fun challenges suitable for the whole family. See below.

Here are the curriculum activities for the week. You can do in any order you choose. Try to do these this week as next week's activity will follow on in each subject.

<b>Science</b>	<p><b>Life cycle of a plant</b></p> <ul style="list-style-type: none"> <li>• Watch this <a href="#">video</a> explaining the life cycle of a plant.</li> <li>• Write down the 5 stages of the life cycle.</li> <li>• Create a poster or diagram illustrating the life cycle of a plant.</li> <li>• Challenge: Is this life cycle the same for all types of plants?</li> </ul>	You will need: *Support Life Cycle diagram example
<b>History</b>	<p><b>Viking language</b></p> <ul style="list-style-type: none"> <li>• Read the information about Viking surnames (Resource 1) and work out what your Viking surname would be.</li> <li>• Look at the mixed up Modern English, Old Norse words and definitions (Resource 2) and decide which match together.</li> <li>• Write up your list of matched words including the definitions.</li> </ul>	You will need Resource 1 and Resource 2
<b>Geography</b>	<p><b>What are the threats to the Amazon?</b></p> <ul style="list-style-type: none"> <li>• Look at the <a href="#">aerial map/timelapse</a> - Using the aerial map/timelapse, make sure you click on Deforestation: Rondonia, Brazil before you watch, threats to the amazon</li> <li>• Watch the <a href="#">video and read the article</a> before you answer the question: How and why has the Amazon's forest cover changed over time?</li> <li>• Which of these factors is the greatest threat to the Amazon? Put them in order.</li> </ul>	*Support
<b>PE</b>	<p><b>Create your own Circuit</b></p> <ul style="list-style-type: none"> <li>• Choose 5 exercises</li> <li>• Perform your exercises in a circuit, recording your total after each 45 secs</li> <li>• Rest for 2 minutes and repeat 3 times</li> </ul>	You will need Trainers Pen and paper
<b>RE</b>	<p><b>Your own pilgrimage</b></p> <ul style="list-style-type: none"> <li>• Think of places that you have visited that are special to you.</li> <li>• Choose a place of pilgrimage that is special to you for any of these ideas: excitement, fun, love, peace, inspiration, memories</li> <li>• Make a 5 point plan for your spiritual journey including who would go with you, how you would travel, what would you take, what would you do when you get there and what you would think about.</li> </ul>	
<b>Art</b>	<p><b>Zentangles</b></p> <p>Drawing zentangles is often considered as a method of relaxing. It is a way of creating a miniature abstract work of art created by a collection of patterns.</p> <ul style="list-style-type: none"> <li>• Start with a square piece of paper – not too large – about 5 inches square is a good size. In each corner of the paper put a dot and then connect the dots together – don't worry if your lines are not completely straight.</li> <li>• Now draw in a few lines moving across your paper, this way and that way so that you have several different areas. Do not add too many lines or you will end up with lots of tiny areas to fill in.</li> <li>• Fill in each of the different areas using a different pattern – you can vary the size of your patterns and add extras such as shading if you wish. Carry on until you have completed this. Why not try again using different patterns or colours?</li> </ul>	You will need: Paper, pencil, pens or colouring pencils. *Support
<b>Computing</b>	<p><b>Python Coding Challenge</b></p> <ul style="list-style-type: none"> <li>• View the Introduction to <a href="#">Python video</a>.</li> <li>• Choose a Python project on the <a href="#">Code Club</a> website.</li> <li>• This is really going to challenge your ability to follow instructions and debug text. Good luck!</li> </ul>	




Here are some fun challenges suitable for the whole family.

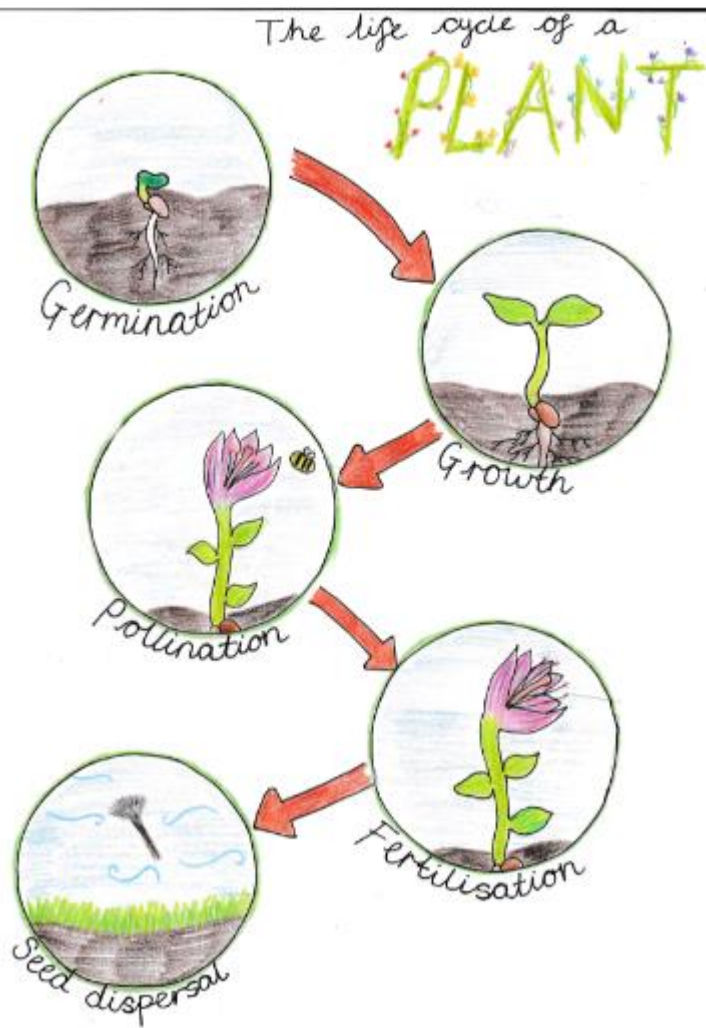
## Summer 2 Week 7

1. To talk about	Would it be better to never age?
2. To do	How many push-ups can you do? Can you improve each week?
3. To investigate	What things are magnetic in your house and what do they have in common?
4. To find out more about	The bottom of the ocean.
5. To design	A suit to survive in space.
6. To learn	Count to 10 in Mandarin.
7. To draw	What the world will look like in 100 years. Cars, schools, clothes etc.
8. To create	An idea for a new TV show or movie.

# Wellbeing – Feelings Thermometer



# Science - Support



# History - Resource 1

## Viking Language

**Old Norse** was the language spoken by the Vikings, and the language in which the Eddas, sagas, and most of the other primary sources for our current knowledge of Norse mythology were written. Old Norse is a member of the Germanic family of languages, which also includes English, German, and several other languages that are widely spoken today.

### Viking names


Viking surnames were made up of **two** parts.

The first part was your **father's first name** e.g. Magnus.

The **second** part depended on whether you were **male or female**.

If you were a boy, your surname would be 'Magnusson' which meant Magnus's son.

If you were a girl, your surname would be 'Magnusdotter' which meant Magnus's daughter



## History - Resource 2

Modern English	Old Norse	Definition
Thursday	<i>boltr</i>	meaning 'grief'
ugly	<i>slatra</i>	meaning 'cloud'
window	<i>angr</i>	meaning 'round object'
husband	<i>rangr</i>	The day of the week belonging to Thor, the Norse god of thunder.
ball	<i>vindauga</i>	meaning 'cry loudly'
call	<i>Thor's Day</i>	meaning 'crooked' or 'unjust'
slaughter	<i>husbondi</i>	meaning 'dreadful'
anger	<i>skie</i>	meaning 'house holder'
sky	<i>kalla</i>	meaning 'wind-eye'
wrong	<i>uggligr</i>	meaning 'to butcher'



# Geography

Which of these is the greatest threat to the Amazon?

Put them in order.

Local people's way of life is destroyed

There are fewer species of animals and plants

The animals' habitat is destroyed

The soil becomes dry and crops cannot grow

There is more carbon dioxide released into the atmosphere

Plants cannot grow anymore

People have to move from the rainforest to the city

New medicines might not be discovered from plants

Trees can't store carbon in their trunks, branches and roots

Finish these sentences:

\_\_\_\_\_ is the greatest threat to the Amazon because


\_\_\_\_\_.

\_\_\_\_\_ is the smallest threat to the Amazon because

\_\_\_\_\_.



# Art - Zentangles

Zentangles are often used to help people relax. Before you start, check you have everything you need. Sit somewhere comfortable – why not play your favourite music why you work? Take your time and enjoy it!



Start with a square piece of paper. Draw a dot in each corner and when you join your four dots don't worry if your lines aren't straight.

When adding the lines inside your square make them wavy and cross over each other to create sections. Do not add too many or you will end up with lots of small sections to fill.



Draw what you feel – straight lines, curly lines, different shapes – whatever comes out of your pencil! Do a different design in each section. Do not rush your work.

Keep going until you have filled all of your sections. Add patterns to patterns, add shading – what looks good?



You could always experiment by using different shapes to draw in – a heart, the outline of your hand, a triangle! Try a variety of drawing materials to see which ones you like most.