


## Year 5 Curriculum Summer 2 Week 6

### To do throughout the week...

<b>Wellbeing</b>	<b>How to deal with worry</b> How are you feeling?- Look at the thermometer to help you Story : <a href="#">Ruby's Worry</a> <b>Activity:</b> Worry Hat- write all of your worries and put them on the worry hat. Think about all the things that make you feel relaxed.
<b>Daily Exercise</b>	Keep active! Make sure you do something active each day. Maybe do the exercises <a href="#">here</a> .
	<b>The Great 8</b> are fun challenges suitable for the whole family. See below.

Here are the curriculum activities for the week. You can do in any order you choose. Try to do these this week as next week's activity will follow on in each subject.

<b>Science</b>	<b>How to classify different types of plant</b> <ul style="list-style-type: none"> <li>Watch this <a href="#">video</a> on classifying plants.</li> <li>Use the questions in the key to identify the plants in the support materials.</li> <li>Challenge: take the key with you to your garden or local park and explore the various types of plants. Record the types of plants you find</li> </ul>	You will need: Dichotomous key for plants and pictures of plants *Support:
<b>History</b>	<b>Viking beliefs</b> <ul style="list-style-type: none"> <li>Think about beliefs you have learnt about in previous topics – which Gods and Goddesses do you remember?</li> <li>Watch the <a href="#">video</a> about Viking beliefs.</li> <li>Research the nine worlds of the Yggdrasil Tree <a href="#">here</a> draw your own version of the Yggdrasil Tree using the attached illustration to help your ideas (Resource).</li> </ul>	You will need Resource
<b>Geography</b>	<b>Who are the indigenous people of the Amazon?</b> <ul style="list-style-type: none"> <li>What does 'indigenous' mean?</li> <li>From these pictures, what do you notice about the indigenous people of the Amazon and how they live?</li> <li>Write down 3 factors that may cause their way of life to change.</li> </ul>	You will need: Pictures of indigenous people *Support <a href="#">Website</a>
<b>PE</b>	<b>Circuit Training</b> <ul style="list-style-type: none"> <li>Complete each cardio activity for 10 seconds: Jog/ High knees/ Hop/ Skip/ Star Jumps/ Tuck jumps/ Walk/ Jog/ Sprint</li> <li>Perform the following exercises for 45 seconds: Press ups/ Sit ups/ Squats/ Lunges/ Tuck jumps</li> <li>Rest for 2 minutes and repeat 3 times</li> </ul>	You will need Trainers Pen and paper
<b>Languages</b>	<b>Holidays/ les vacances</b> <ul style="list-style-type: none"> <li><b>Play</b> the Crack the Code game.</li> <li><b>Translate</b> the sentences.</li> <li><b>Complete</b> the word search.</li> </ul>	You will need Support
<b>Design Technology</b>	<b>Manipulate materials inspired by the Artist Andrea Butler.</b> <ul style="list-style-type: none"> <li>Use <a href="#">Accessart</a> website explore the sculptural possibilities of plastic milk bottles. Try out some of the ideas.</li> <li>Use <a href="#">Accessart</a> to inspire ideas for sea creatures and corals made from plastic bottles.</li> <li>Record the results by photographing or making drawings of your sculptures.</li> <li>What did you find out about the plastic you used?</li> <li>What was your favourite sculpture and why?</li> </ul>	You will need: Old plastic bottles Scissors *Support
<b>Music</b>	<b>Research on Steve Reich</b> <ul style="list-style-type: none"> <li>Research Steve Reich and come up with a list of things you want to find out about the composer. {look at the questions in the support section and answer from <a href="#">Summer 1, week 3</a> to help you.</li> <li>Using your research make a leaflet about the composer and his music, making it colourful and interesting. Share your work with someone at home or post a picture of it on the Q1E twitter or Instagram account! – we would love to see your work!</li> </ul>	You will need: Colouring pens/pencils <a href="#">Summer 1, week 3</a> work Support: Research questions




Here are some fun challenges suitable for the whole family.

## Summer 2 Week 6

1. To talk about	Would you prefer: a day on your tablet or a day at the beach?
2. To do	Rub your tummy and tap your head at the same time.
3. To investigate	Does everyone in your house need the same amount of sleep?
4. To find out more about	The author of the book you are reading or have read.
5. To design	A poster to encourage people to recycle
6. To learn	How to tie a new knot. For example, tie your laces, a tie or a figure 8 knot.
7. To draw	A friend
8. To create	Make a musical instrument out of things about your house. What sounds can it make?

# Wellbeing – Feelings Thermometer



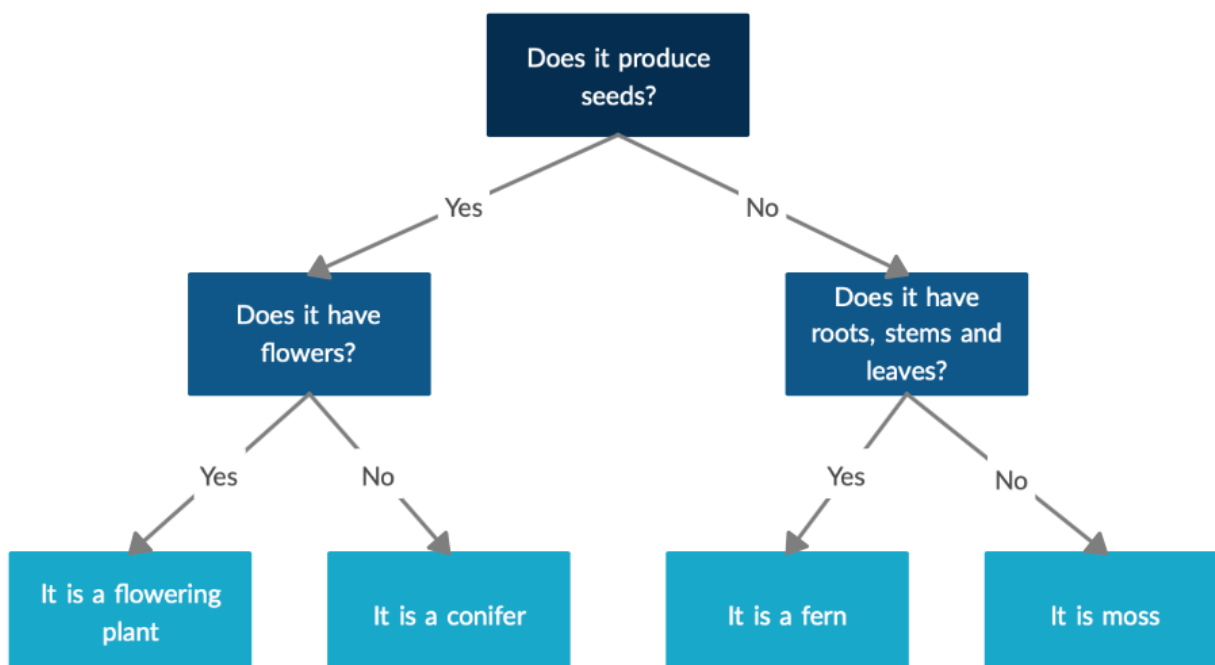
**The Worry Hat**



# Science - Support



Use the key below to classify each of the plants





# History - Resource



# Geography - Resource





# French

## Activity 1: Crack the code!

en ville	car	jouer au tennis	faire du ski	parce que	je préfère	je peux
1.	2.	3.	4.	5.	6.	7.
me bronzer	j'aime	à la montagne	faire de la planche à voile	aller à la pêche	faire des randonnées	faire du camping
8.	9.	10.	11.	12.	13.	14.
visiter les musées	visiter les monuments	aller à la plage	à la campagne	je n'aime pas	me détendre	au bord de la mer
15.	16.	17.	18.	19.	20.	21.
j'adore	faire des balades à vélo	jouer au volley	je ne peux pas	faire du parapente	faire du shopping	aller au théâtre
22.	23.	24.	25.	26.	27.	28.
à l'étranger	manger dans les restaurants	je déteste	faire des balades à cheval	faire de l'escalade	les vacances	faire du VTT
29.	30.	31.	32.	33.	34.	35.

**A: 9, 34, 21, 5, 7, 17.**

**B: 19, 34, 10, 5, 25, 4.**

**C: 6, 34, 29, 2, 7, 30.**

**D: 31, 34, 1, 2, 25, 16.**

**E: 22, 34, 18, 5, 7, 20.**

A: -----

B: -----

C: -----

D: -----

E: -----



Activity 2: Translate these sentences into English.

1-Je déteste les vacances à la campagne car je ne peux pas faire du shopping.

---

---

2-J'adore les vacances au bord de la mer parce que je peux aller à la pêche.

---

---

3-J'aime les vacances à la montagne car je peux faire des randonnées.

---

---

4- Et toi ? *and you (into French)*

---

---

Activity 3: complete the word search about holidays

Mots cachés

# Les vacances



E I S O X X V N S N U U Q K R X L O M J  
E T T E N U L A O G X Y G M S Q Q R B F  
Q U S H W E N L P A U R A F Z Y B F D L  
J E W W E D L X U M R O B N L G W K B I  
W X G D A A C W C P B F D E G U Q L V I  
L Y A L B C U Z A N W J M U D D P A X M  
V O E S E S I L A V G R V A C A N C E S  
R S M X T T E G A L P I P F G Z T F T D  
R O N B O C R M E S O L A I R E U V H L  
H V C H A P E A U Q Y M N T S E F Q U A  
A R M L I E L O S K O B E E H C D K F N  
P N A G B A I G N A D E D L R B I T R T  
Z A C W D P T V D W C A W L U W S N E F  
G Q R W F K D Q V M N L O I E M E O E B  
R C D A L U E P I O J R B U L C L O T T  
Q G C T S G V I M Z R E L J A F B H W K  
G U O L G O X I F M A V M Z H B A N J S  
T T N F J R L V F G Z Y F K C Z S K M L  
Y Y G N F G L L R A U A V P A L M I E R  
W G L W J O A B Z Y I Y M I H A E G X T

été

vacances

plage

soleil

sandales

parasol

palmier

vélo

congé

sable

juillet

valise

chapeau

piscine

baignade

août

crème solaire

limonade

lunette

chaleur

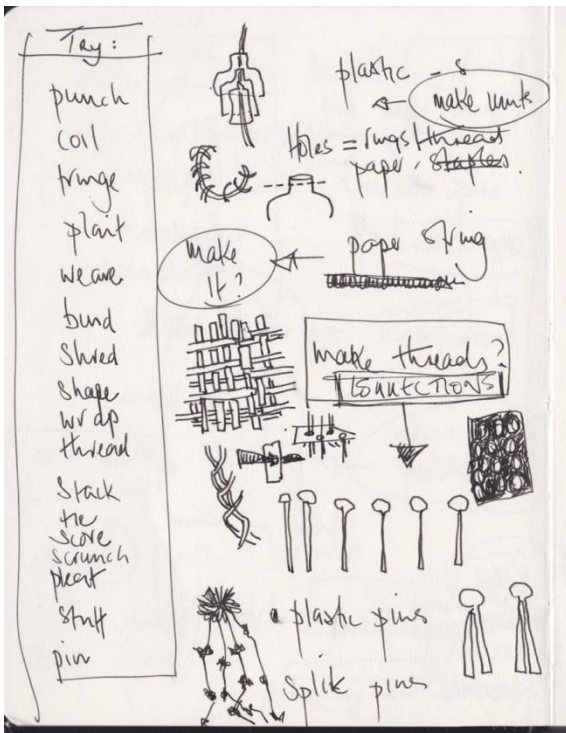
ballon

# Design Technology - Manipulate materials inspired by the Artist Andrea Butler

Use [Accessart](#) website links for inspiration. Cut up old plastic bottles and experiment with the material to explore it's qualities.

Will it curl, bend, fold, twist? Can you colour it?

What can you make the plastic do?



Click [Accessart](#) link [HERE](#)

What sea creatures and sea plants can you make out of plastic bottles and containers using some of the techniques you have

explored?

Here are some ideas you could try but you could invent your own too.









# Music

## Summer 1, week 3

**Tempo** – is the music fast or slow? Does it get faster or slow? If so where?

**Dynamics** – is the music loud or quiet? Does it change? Are those changes sudden or gradual?

**Timbre** – describe how the music sounds – bouncy, jumpy, smooth, flowing, smooth, repetitive

**Textures** – does it sound light or heavy? Thick or thin?

You can use one of the highlighted words to create a sentence that describes the music using the appropriate language.

Research questions:

- Where does Steve Reich come from?
- When was he born? Who was family?
- What was his favourite style of music? Did he study music growing up?
- What kind of music does he compose? What instruments does he play?
- What inspired him to compose the music he composed?
- How many pieces did he compose? Can you listen to and name another one?
- Is he still alive?
- What is minimalist music? When was it started? What does minimalist music consist of?