


# Year 4 Curriculum Summer 2 Week 1

## To do throughout the week...

<b>Wellbeing</b> 'Thought for the day'	<b>Question of the week:</b> What is a digital footprint? <b>Watch:</b> <a href="#">Private and Personal Information</a>
<b>Daily Exercise</b>	Keep active! Make sure you do something active each day. Maybe do the exercises <a href="#">here</a> .
 <b>The Great 8</b>	<b>The Great 8</b> are fun challenges suitable for the whole family. See below.


Here are the curriculum activities for the week. You can do in any order you choose. Try to do these this week as next week's activity will follow on in each subject.

<b>Science</b>	<b>What changes have affected our local environment?</b> <ul style="list-style-type: none"> <li>Watch the <a href="#">video</a> of the fox at the landfill site. While you are watching the video make some notes about the positive and negative effects of the landfill site on the fox and how it lives. (Support below)</li> <li>Prepare a short presentation for someone in your family focusing on the fox and the landfill. You should focus on what the environment looks like now, how it has changed and what impact it has had on the fox.</li> <li>Do you think the landfill site is a good thing for the environment or a bad thing? Discuss at the dinner table.</li> </ul>	
<b>History</b>	<b>Viking language</b> <ul style="list-style-type: none"> <li>Read the information about Viking surnames (Resource 1) and work out what your Viking surname would be.</li> <li>Look at the mixed up Modern English, Old Norse words and definitions (Resource 2) and decide which match together.</li> <li>Write up your list of matched words including the definitions.</li> </ul>	
<b>Geography</b>	<b>Fairtrade</b> <ul style="list-style-type: none"> <li>Watch a video on how cocoa is grown in a Fairtrade farming community in the Dominican Republic <a href="#">here</a>.</li> <li>Fairtrade means a fairer deal for farmers. When people choose to buy Fairtrade items, how does this help people working on Fairtrade farms? You may want to watch the video again or look at this <a href="#">website</a>.</li> <li>Chocolate is not the only Fairtrade item you can buy. Find out what other Fairtrade items you can buy – this <a href="#">website</a> could help you. Can you find any food with the Fairtrade mark in your kitchen?</li> </ul>	
<b>PE</b>	<b>Throwing (see below for game instructions)</b> <ul style="list-style-type: none"> <li>Play <b>target treasure</b> to practise your throwing and aiming</li> <li>Play a <b>Target throw</b> game-'Battleships' to help you practise aiming &amp; throwing underarm</li> <li>Make a <b>golf course</b> to practise your rolling action and aiming</li> </ul>	You will need Items for targets Something to throw
<b>RE</b>	<b>Pilgrimages to Jerusalem</b> <ul style="list-style-type: none"> <li>List the Seven Wonders of the World from yesterday's lesson.</li> <li>Watch this <a href="#">video</a> and this <a href="#">video</a> about the importance of Jerusalem to the Jewish and Christian religions.</li> <li>Create a Venn diagram to show the reason for why Christians and Jews might want to make a pilgrimage to Jerusalem</li> </ul>	*Support Venn Diagram
<b>Art</b>	<b>Doppelganger drawing</b> <ul style="list-style-type: none"> <li>Watch Paul Carney demonstrating the '<a href="#">doppelganger</a>' technique to make a copy of a drawing.</li> <li>Choose a picture of anything that you would like to copy. Start with a simple image.</li> <li>Practise copying different kinds of images. This exercise will help train your hand to draw what you are seeing.</li> </ul>	
<b>Computing</b>	<b>Coding in Scratch part 2.</b> <ul style="list-style-type: none"> <li>Using the <a href="#">Code Club website</a>, challenge yourself by finding a game to code.</li> <li>Use variables in your game, for example include a score or a timer.</li> <li>Alter the code and/ or sprites to create a game that reflects your interests.</li> </ul>	Support: <a href="#">Coding in Scratch with Code Club video</a>



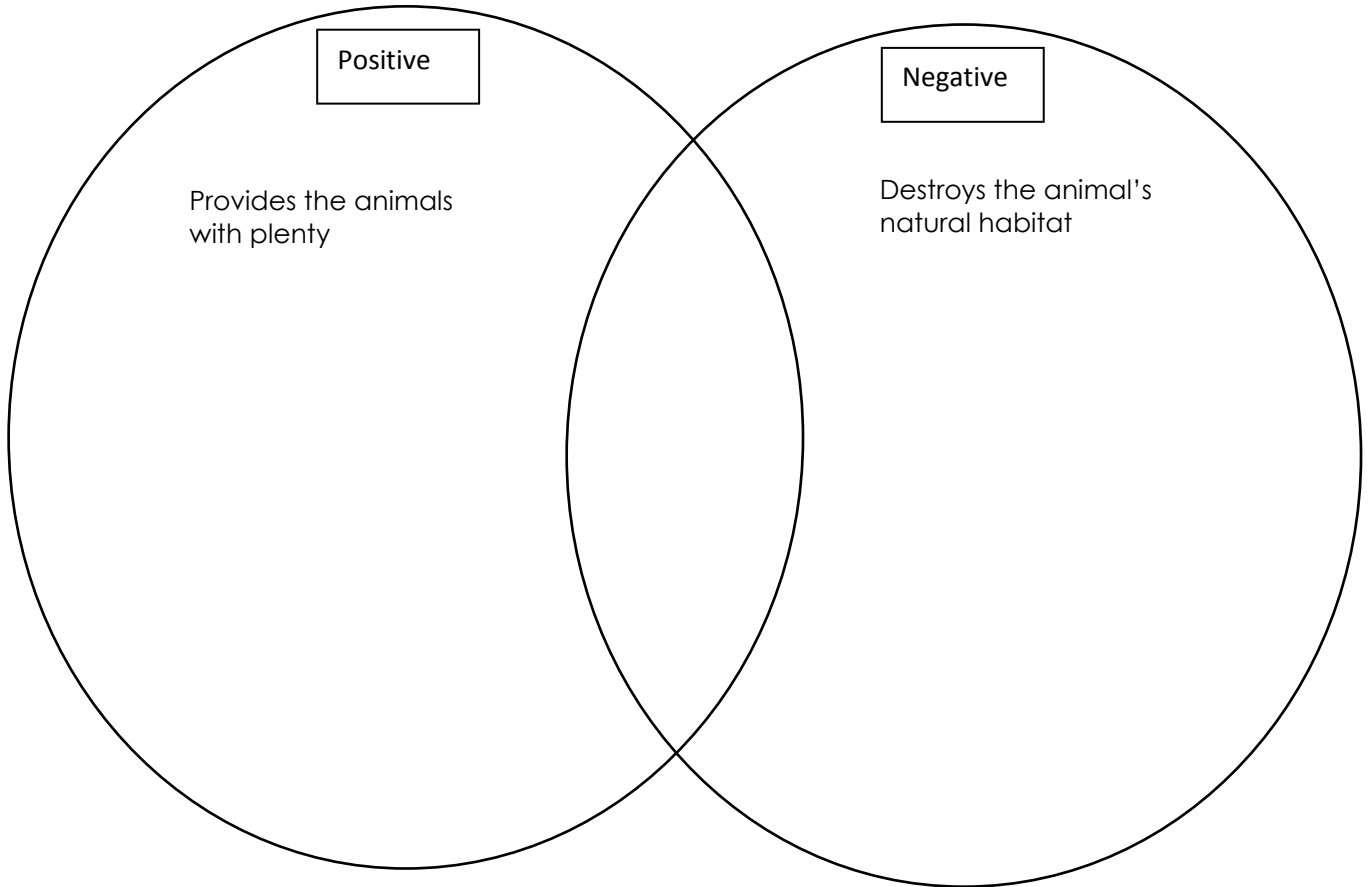
Here are some fun challenges suitable for the whole family.

## Summer 2 Week 1

1. To talk about	<p>Which is the odd one out and why? A strawberry, a drain cover, a hamster, pegs</p>
2. To do	<p>How long can you do the plank for? </p> <p>Challenge members of your family to beat your record</p>
3. To investigate	<p>Is it easier for shorter people to touch their toes?</p>
4. To find out more about	<p>Volcanoes</p>
5. To design	<p>Your perfect treehouse</p>
6. To learn	<p>A magic trick</p>
7. To draw	<p>Your self portrait from your reflection in a spoon</p>
8. To create	<p>A flip book Use an old pad of paper or notebook</p>



# Science - Support



# History - Resource 1

## Viking Language

**Old Norse** was the language spoken by the Vikings, and the language in which the Eddas, sagas, and most of the other primary sources for our current knowledge of Norse mythology were written. Old Norse is a member of the Germanic family of languages, which also includes English, German, and several other languages that are widely spoken today.

### Viking names

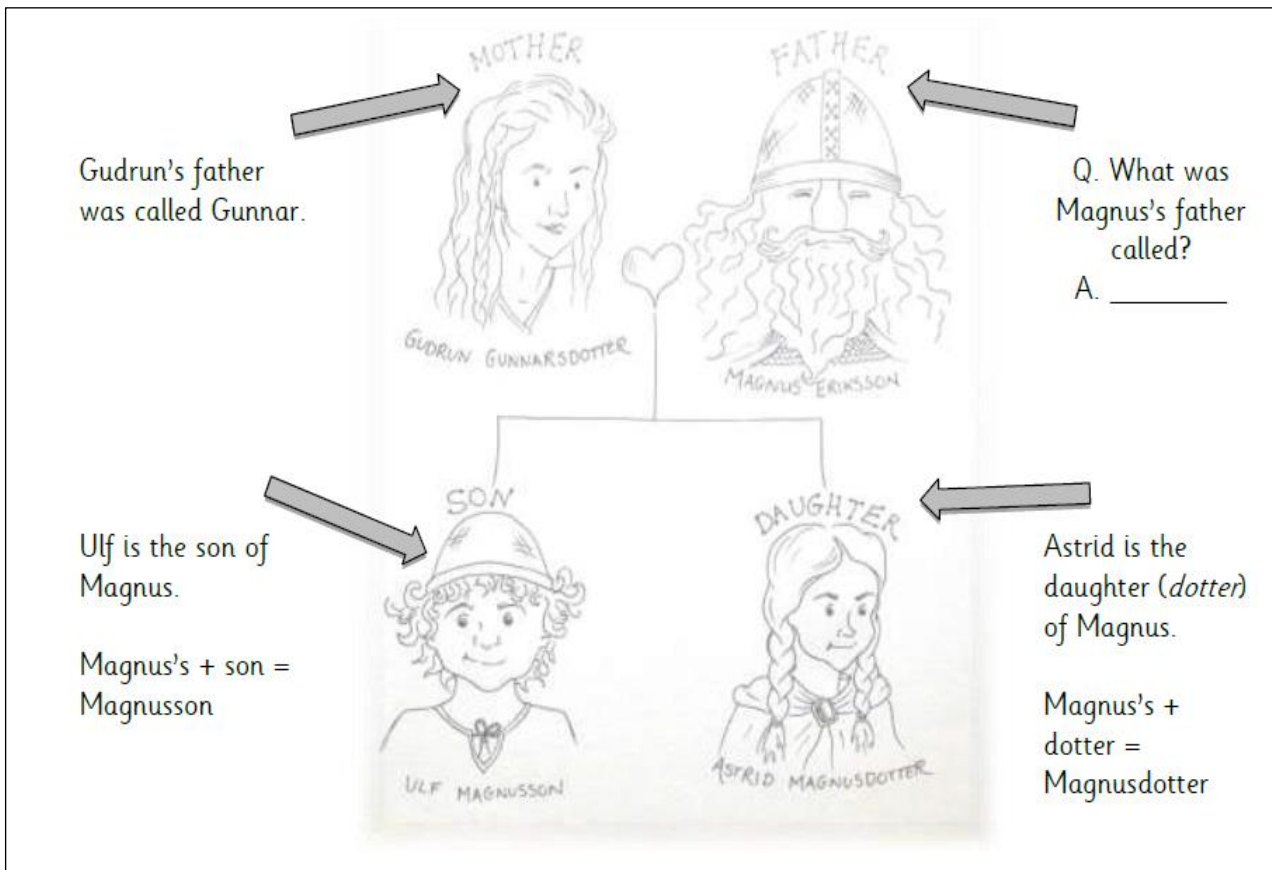
Viking surnames were made up of **two** parts.

The first part was your **father's first name** e.g. Magnus.

The **second** part depended on whether you were **male or female**.

If you were a boy, your surname would be 'Magnusson' which meant Magnus's son.

If you were a girl, your surname would be 'Magnusdotter' which meant Magnus's daughter



## History - Resource 2

Modern English	Old Norse	Definition
Thursday	<i>boltr</i>	meaning 'grief'
ugly	<i>slatra</i>	meaning 'cloud'
window	<i>angr</i>	meaning 'round object'
husband	<i>rangr</i>	The day of the week belonging to Thor, the Norse god of thunder.
ball	<i>vindauga</i>	meaning 'cry loudly'
call	<i>Thor's Day</i>	meaning 'crooked' or 'unjust'
slaughter	<i>husbondi</i>	meaning 'dreadful'
anger	<i>skie</i>	meaning 'house holder'
sky	<i>kalla</i>	meaning 'wind-eye'
wrong	<i>uggligr</i>	meaning 'to butcher'

## Task 1 Target treasure

### How to play:

- Place a selection of targets 5 large steps away from your starting line.
- Decide how many points each piece of treasure is worth E.g. Toys = 5, shoes = 4 points
- Take turns to throw an object towards the treasure targets from behind the starting line.
- The winner is the player to score the most points when all of the treasure is gone.

### TOP TIPS: Throwing Underarm

Step forwards with one foot releasing the object from low to high using your opposite hand

**Can you think tactically & decide which targets to aim for and why?**

**Can you focus on the target to help you be accurate?**

### Let's Reflect :

What was the difference between your throws that were accurate and your throws that missed?

## Task 2 Battleships

### How to play:

With a partner, each player places three targets (battleships) in front of them.

- Take turns to throw an object towards their opponent's battleships.
- Each time a battleship is hit, it is removed.
- Players are not allowed to stop the object from hitting a battleship.
- The winner is the first player to hit all of their partner's battleship



## Task 3 Golf!

Place 5 targets in different places on the floor (garden or room).

• Decide on a starting point and it mark out.

- The aim of the game is for pupils to roll a ball, making it rest against one of the targets in the least amount of rolls possible.
  - The winner is the player who rests their ball against a target with the fewest rolls
- Repeat with all of the different targets



# RE - Venn Diagram

**Christianity:**

**Christianity  
and Judaism:**

**Judaism:**

